


Name _____

The letter a can make the short **a** sound
you hear in h**a**t.





Read the word. Listen for the short a sound. Circle the picture that the word names.

1. cat





2. fan



3. map



4. pan



Name _____

A. Complete each sentence.
Use one of the words in the box.

does

not

school

what

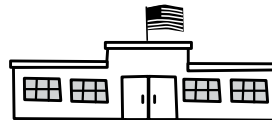
1. Sam can _____ see the map.




2. _____ do the cats have?



3. I like my _____.



4. Where _____ Nan go?



B. Write your own sentence using a word from the box.

5. _____

Name _____

Write a word from the box to name each picture.

bat

can

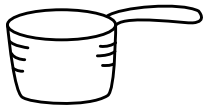
cat

fan

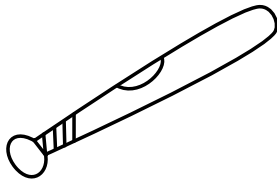
hat

pan


1.



2.




3.




4.



5.



6.




Name _____

Fill in the Key Details Chart. Use words from the story.

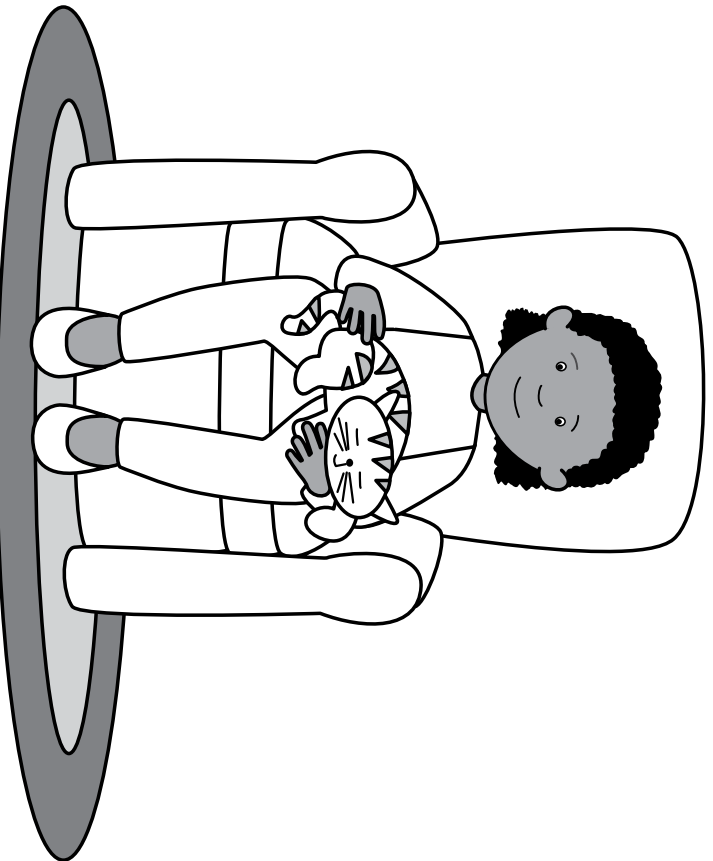
Detail
Detail
Detail

Jack the Cat




Jack is a cat.

①




Jack likes to nap.

④



Jack likes to play.

②




Jack likes Tam.

③

Name _____

A. Reread “Jack the Cat.” Circle two pictures that show key details from the story.


1.



2.



3.



B. Draw a picture in the box that shows another key detail from the story.

A large, empty rectangular box with a black border, intended for a student to draw a picture showing another key detail from the story.

Name _____

Add **-s** to an action word when it follows a name or the word **he**, **she**, or **it**.

I tag you. He tags me. Pam tags you.

**Circle the word that completes each sentence.
Then write the word on the line.**


1. She _____.

nap naps



2. He _____.

bat bats



3. It _____.

quack quacks



4. Max _____ for school.

pack packs



Name _____

Photographs are pictures that show people, animals, and things in real life.

A. Look at the photograph. Use the photograph to complete the sentences.



© Ingram Publishing/SuperStock

1. The cat has _____.

2. The cat likes to _____.

B. Look at the photograph. Write one more thing you see in the photograph.

3. _____

Name _____

Words and pictures in a story give you **key details**.

Reread “Jack the Cat.” Think about how the author used key details. Use the words and the pictures to tell a key detail on each page.

1. Page 1 Jack is a _____.

2. Page 2 Jack likes to _____.

3. Page 3 Jack likes _____.

4. Page 4 Jack likes to _____.

5. The key details tell me more about _____.