

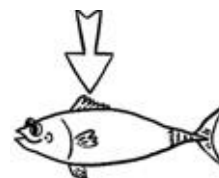

Name _____

The letter **i** can make the short **i** sound
you hear in **pin**.




Read the word. Listen for the short i sound. Circle the picture that the word names.

1. fin




2. lid



3. hill



4. pig



Name _____

A. Complete each sentence. Use one of the words in the box.

down

out

up

very

1. The bag is _____ big.



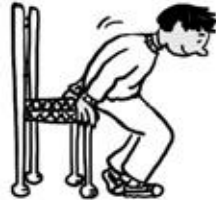
2. Look _____ at my cat.



3. I go _____ to play.



4. Sam sits _____.



B. Write your own sentence using a word from the box.

5. _____

Name _____

Write a word from the box to name each picture.

kiss pin pick dig win

1.



2.



3.



4.



5.



Name _____

Fill in the Key Details Chart. Use words from the story.

Detail

Detail

Detail

Pip and Tip



Tip will sit.

④



Pip will go up.

①



Tip will not go up.

②



Pip will dig.

③

Name _____

A. Reread “Pip and Tip.” Circle two pictures that show key details from the story.



B. Write a sentence that tells a key detail from page 3.

Name _____

When a word ends with two consonants that are the same, the letters together make one sound.

willjazzpass

Read each sentence. Underline the word that ends with the same two consonants. Write the word on the line.


1. Matt has a big hat.



2. Pam has to miss school.



3. Cam will hit.



4. Dan can pass.




Name _____

Authors use **bold print** to point out words that are important.

A. Look at the picture. Read the sentences. Underline the words in bold print.

- 1. The **city** is big.
- 2. It has lots of **buildings**.



- 3. This house is in the **country**.
- 4. Kids play in the big **yard**.



B. Write your own sentence about where you live. Circle the most important word.

5. _____

Name _____

In a fantasy, you can find **key details** in the pictures and words.

A. Reread “Pip and Tip.” Think about how the author used key details. Use the words and the pictures to tell a key detail on each page.

1. **Page 1** Pip will go _____.

2. **Page 2** _____ will not go up.

3. **Page 3** Pip will _____.

4. **Page 4** Tip will _____.

B. Write another key detail about Tip.

5. _____

