

Name \_\_\_\_\_

Sometimes consonants form a **blend**. You can hear the sound of a consonant and letter **l** form a blend at the beginning of **glad** and **slim**.

**Read the word. Draw a line under the letters that form a blend. Write the letters. Circle the picture.**

1. flag



---



---



---



2. clip

---



---



---



3. slip

---



---



---



4. clam

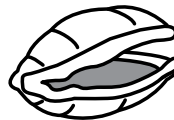
---



---



---



Name \_\_\_\_\_

**A. Complete each sentence. Use one of the words in the box.**

be

come


good

pull

1. Tam is a \_\_\_\_\_ cat.




2. Max can \_\_\_\_\_ the big pig.



3. I can \_\_\_\_\_ a big help.



4. Tip can \_\_\_\_\_ to me.



**B. Write your own sentence using a word from the box.**

5. \_\_\_\_\_  
 \_\_\_\_\_  
 \_\_\_\_\_

Name \_\_\_\_\_

**Use a word from the box to complete each sentence.**

clap

flag

slam


black

glad

1. We are \_\_\_\_\_.



2. The cat is \_\_\_\_\_.



3. Matt and Kim \_\_\_\_\_.



4. Do not \_\_\_\_\_ the door!



5. I can see a \_\_\_\_\_.




Name \_\_\_\_\_

**Fill in the Key Details Chart. Use words from the story.**

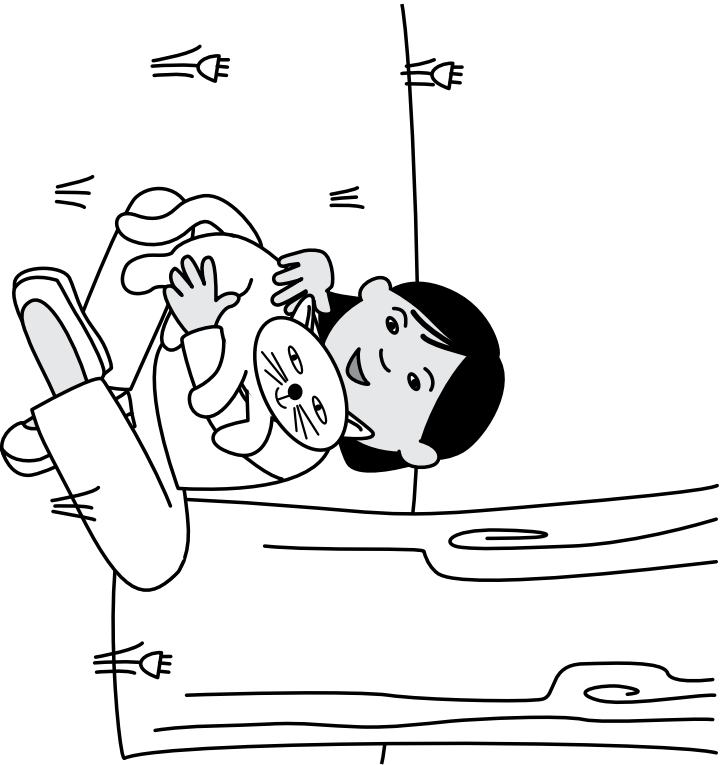
<b>Detail</b>
<b>Detail</b>
<b>Detail</b>

# Kim and Flick



Flick the cat hid.

①




Kim is very glad.

④


2

Where is Flick?



3

Come out, Flick!



Name \_\_\_\_\_

**A. Reread “Kim and Flick.” Write a key detail to complete each sentence. Use a word from the box.**

hid

Flick

come

Kim


1. \_\_\_\_\_ is a cat.

2. Flick \_\_\_\_\_ in the tree.

3. \_\_\_\_\_ looks for Flick.



4. Kim wants Flick to \_\_\_\_\_ out.

**B. Draw a picture to show how Kim feels when she finds Flick.**



Name \_\_\_\_\_

Some words end with s. When a word ends in one s, it means there is more than one of something.

**flag****flags**

**Read each sentence. Underline the word that tells about more than one thing. Write the word on the line.**

1. See the hats?

\_\_\_\_\_

-----

\_\_\_\_\_




2. Tim and Jim have six bats.

\_\_\_\_\_

-----

\_\_\_\_\_



3. We have cats.

\_\_\_\_\_

-----

\_\_\_\_\_




4. The fish has fins.

\_\_\_\_\_

-----

\_\_\_\_\_






Name \_\_\_\_\_

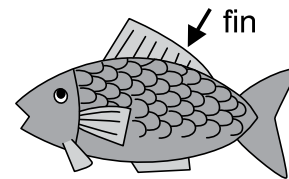
**Labels** are words or phrases that name people or things shown in a picture or photograph.

**Look at the pictures. Read the labels. Then use the labels to complete the sentences.**


1. The bat has a \_\_\_\_\_.



2. The fish has a \_\_\_\_\_.



3. The chick has \_\_\_\_\_.



Name \_\_\_\_\_

Words and pictures in a story give you **key details**.

**Reread “Kim and Flick.” Think about how the author used key details. Use the words and pictures to tell a key detail on each page.**

\_\_\_\_\_  
-----

**1. Page 1** Flick is a \_\_\_\_\_.

\_\_\_\_\_  
-----

**2. Page 2** Flick is in the \_\_\_\_\_.

\_\_\_\_\_  
-----

**3. Page 3** Kim wants Flick to come \_\_\_\_\_.

\_\_\_\_\_  
-----

**4. Page 4** Kim feels \_\_\_\_\_.

**5. The key details tell me more about**

\_\_\_\_\_  
-----  
\_\_\_\_\_