

Name _____

The letter o can make the short o sound
you hear in sock and dot.



A. Read the words in the box. Listen for the short o sound. Write the word that names each picture.

mop

hop

clock

box

1.



2.



3.



4.



B. Circle each word that has the short o sound. Then write the word.

5. can

mom

clip

6. fin

mat

top

Name _____

A. Complete each sentence. Use one of the words in the box.

fun

make

they

too

1. _____ like to jump.



2. It is _____ to hop.



3. Mom can jog, _____.



4. Dad can _____ a cake.



B. Write your own sentence using a word from the box.

5. _____

Name _____

Write a word from the box to name each picture.

ox

block

log

lock

mop

mom

1.



2.




3.



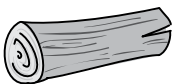
4.



5.



6.



Name _____


Fill in the Key Details Chart. Use words from the story.

Detail

Detail

Detail

What Can It Do?



A dog can jog.

4



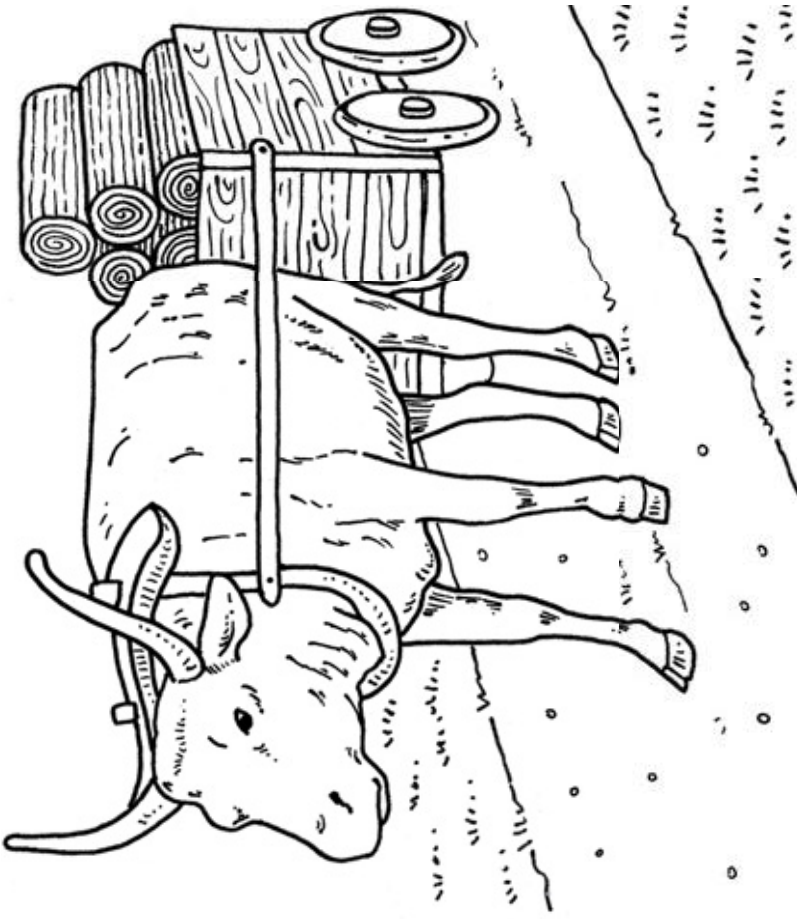
A cat can hop.

1



A fox can nap.

②



An ox can pull.

③

Name _____

**Reread “What Can It Do?” Look for key details.
Circle the word that answers each question.**

1. What can a cat do?

pull

hop

2. What can a dog do?

jog

nap

3. Who can nap?

a fox

an ox

4. Who can pull?

an ox

a cat

Name _____

The letters of the alphabet always stay in the same order.

a b c d e f g h i j k l m n o p q r s t u v w x y z

Read the words in the box. Underline the first letter of each word. Write the words in ABC order. Use the pictures to help you.

ant

glass

sit

zip

jam

1.



2.



3.



4.



5.



Name _____

Words in a poem can **rhyme**. Rhyming words have the same ending sound.


mop**flop****top****pop**

A. Read the poem. Circle the words that rhyme. Write the rhyming words on the lines.

I Can See

I can see a frog.

It sits on a log.



1. _____

2. _____

I can see a fox.

He sits on a box.

3. _____

4. _____

B. Read each word. Complete the rhyming word.

5. hot n _____

6. dog h _____

Name _____

Words and pictures in a story give you **key details**.

A. Reread “What Can It Do?” Think about how the author used key details. Use the words and pictures to complete the sentences.

1. A key detail on page 1 is

a cat can _____.

2. A key detail on page 2 is

a fox can _____.

3. A key detail on page 3 is

an _____ can pull.

B. Write what a dog can do.

4. _____

_____.