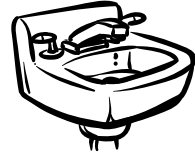


Name _____

Sometimes words end with a **blend** of sounds. You can hear each consonant sound in an **end blend**.

nestsink

A. Read the words in the box. Listen for the end blend. Write the word that names each picture. Underline the end blend.

list

hand

tent

bank

desk

lamp

1.



2.



3.



4.



5.



6.



B. Write your own sentence using a word from the box.

7.

Name _____

A. Complete each sentence. Use one of the words in the box.

eat no of under who


1. The cat is _____ the desk.




2. Bats _____ bugs.



3. _____ can help Dan?



4. We have _____ lamp.



5. His hands are full _____ mud.



B. Write your own sentence using a word from the box.

6. _____

Name _____

Read each sentence. Underline a word that has an end blend. Write the word.

1. Bob will send a box to Jan. _____

2. Pam did the best job. _____

3. My dog likes to jump up. _____

4. Set the cup in the sink. _____

5. I will go ask Dad. _____

6. I see a bug on the plant. _____

Name _____

**Fill in the Main Topic and Details Chart.
Use details from the story.**

Main Topic		
Detail	Detail	Detail

Big Rock Pond



Here are three bats.
Three bats spin.

④




This is Big Rock Pond.
What can we see?

①

Name _____

A. Reread “Big Rock Pond.” Write the main topic to tell what it is about. Write the key details to tell more about the topic. Use the sentences from the box.

- Bugs buzz.
- Frogs jump.
- Things live at the pond.
- Bats spin.



Topic:

Key Detail:

Key Detail:

Key Detail:

Name _____

Add the ending **-ing** to an action word to tell what is happening now.

jump

jumping



A. Add -ing to each word. Write the new word.

1. ask + ing = _____

2. rest + ing = _____

3. pack + ing = _____

4. help + ing = _____

5. plant + ing = _____

B. Use a word you wrote above to complete the sentence.

6. She is _____ a bag.



Name _____

Songs have a pattern and a beat. Poems can have a pattern and a beat, too. The same words can be used over and over. This is called **repetition**.

A bug can buzz. Buzz, buzz, bug!

Read the pairs of sentences. Circle the sentences that have the same words used over and over.




1. The cat sits on a mat.
It will nap.




2. See me up in the tree.
I am up, up, up in the tree.




3. Fred hops a lot.
Hop, Fred, hop!



4. A fish is in the pond.
It has fins.



5. In the car, they go far.
Go, go, go in the car.



6. Nat hugs his bear.
Jan holds her kitten.

Name _____

The **main topic** is what a story is about.

Key details tell more about the main topic.

Reread “Big Rock Pond.” Think about what the story is about. Use the words and pictures to complete the sentences.

1. Page 1 tells what the story is about.

It is about things we see at the _____.

2. A key detail on page 2 is

A bug can _____.

3. A key detail on page 3 is

Two _____ jump.

4. A key detail on page 4 is

Three bats _____.