

Name \_\_\_\_\_

The letters **sh** make the ending sound in **fish**.The letters **th** make the beginning sound in **thin**.The letters **ng** make the ending sound in **ring**.

**Read each sentence. Circle the word that has sh, th, or ng. Write the word.**

1. Here is a fresh plum.

---



---



---

2. Min and Dan like to sing.

---



---



---

3. A bug can sting!

---



---



---

4. Say thank you for a gift.

---



---



---

5. Sam and Dad pick up shells.

---



---



---

6. I like to play with my pals.

---



---



---

Name \_\_\_\_\_

Match each sentence to the picture.

1. I **want** that one.

a.



2. We **all** have a snack.

b.



3. What **day** is this?

c.



4. **Her** socks have dots.

d.



5. I use this to **call** Dad.

e.



Name \_\_\_\_\_

**A. Circle the word that names each picture.**

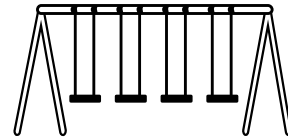
1. brush      brick



3. shell      spell



2. pant      path



4. swings      sleds

**B. Use words from the box to complete each sentence.**

math

fish

sting

think

5. A \_\_\_\_\_ can swim.

6. We have \_\_\_\_\_ in school.


Name \_\_\_\_\_

**Fill in the Character, Setting, Events Chart. Use details from the story.**

Character	Setting	Events


# All Help with

## the Play




Let's have a play.  
We can all help.

①




All the dogs help.  
They see the play!

④



Rex makes fun hats.  
Shep makes tops with dots.

②



What can we do?  
We want to help.

③

Name \_\_\_\_\_

**Reread “All Help with the Play.”**  
**Circle the word that answers**  
**each question. Write the word.**



1. The story characters are \_\_\_\_\_.

dogs      hats

2. They will do a \_\_\_\_\_.

game      play

3. Who makes fun hats? \_\_\_\_\_

Shep      Rex

4. What do the other dogs do? \_\_\_\_\_

See the play      make hats

Name \_\_\_\_\_

When a syllable ends in a consonant and has one vowel letter, the vowel sound is usually short. This is called a **closed syllable**.

rab/bit

bas/ket

cab/in

**Read each word. Draw a line between the syllables. Write each syllable on a line.**

1. napkin

_____	_____
-----	-----
_____	_____

2. locket

_____	_____
-----	-----
_____	_____

3. finish

_____	_____
-----	-----
_____	_____

4. pumpkin

_____	_____
-----	-----
_____	_____

5. magnet

_____	_____
-----	-----
_____	_____



Name \_\_\_\_\_

A **list** organizes things and ideas.**A. Read the words in the box. Place each word in the list where it belongs.**

eggs      sing      ham      read      swim      jam

**Things to Eat**


---



---



---



---



---



---



---



---



---



---

**Things to Do**


---



---



---



---



---



---



---



---



---



---

**B. Add one more thing to each list.****Things to Eat**


---



---



---

**Things to Do**


---



---



---

Name \_\_\_\_\_

A **character** is a person or animal in a story.

The **setting** is where a story takes place.

The **events** are what happen in a story.

**Reread “All Help with the Play.” Think about the story characters and what they did. Use the words and pictures to complete the sentences.**

1. The dogs want to have a \_\_\_\_\_.

2. Rex helps. He makes \_\_\_\_\_.

3. \_\_\_\_\_ makes tops.

4. Who sees the play?