

Name _____

The letters **ch** and **tch** stand for the sound you hear at the beginning of **chip** and the end of **ditch**. The letters **wh** stand for the sound at the beginning of **when**. The letters **ph** stand for the sound at the end of **graph**.

Read the words in the box. Match each word with a sound-spelling below. Write the word.

whisk

chin

Phil

graph

pitch

lunch

when

catch

1. wh

2. ch

3. ph

4. tch

Name _____

A. Complete each sentence. Use one of the words in the box.

walk many by place around

1. Ned sits _____ the tree.



2. She has _____ socks.



3. This is a good _____ to eat.



4. Ed will _____ fast.



5. We go _____ the rock.



B. Write your own sentence using a word from the box.


6. _____

Copyright © The McGraw-Hill Companies, Inc.


Name _____

A. Use ch or tch to complete the word that names the picture.


1. _____

 i n 


2. cru _____



3. ha _____



4. lun _____



B. Write wh to complete each word.

5. _____

 e n

6. _____

 i c h

C. Write ph to complete the word.

7. gra _____

D. Write a sentence using a word from above.


8. _____

Name _____

**Fill in the Main Topic and Key Details Chart.
Use details from the story.**


Main Topic		
Detail	Detail	Detail

Look Around




Look around this place.
Many dogs fetch.

④



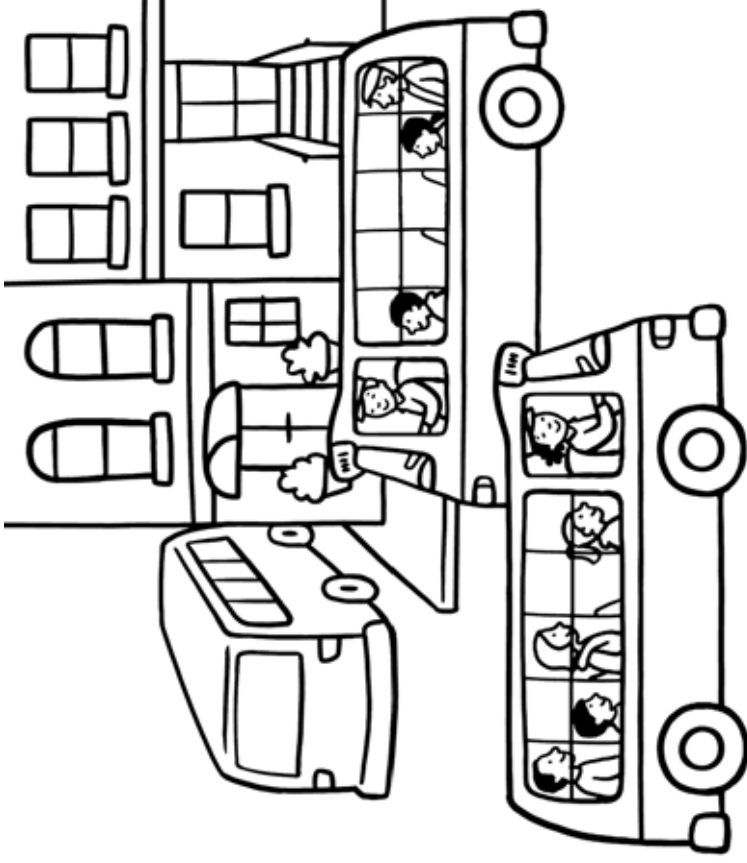
Look around this place.
Some chicks hatch.

①



Look around this place.
Many kids play catch.

②



Look around this place.
Lots of buses whiz by.

③

Name _____

Read the story and follow the directions.

1. Write the word that tells you what chicks do.

2. Write the word that tells what kids play.

3. Write what buses do.

4. Write the main topic of “Look Around.”


Name _____

Add the ending **-es** to naming words that end in **ss**, **z**, **x**, **sh**, and **ch** to make them mean “more than one.”

dish + es = dishes

A. Add -es to make the word mean “more than one.”

1. peach



2. box



3. dress



4. brush




B. Circle the word that means “more than one.”

5. glass

glasses

6. foxes

fox



Name _____

A **map** shows where places are found. North, south, east, and west are **directions**. They are shown on a compass. Use directions to tell where things are.

Look at the map. Circle the answer to each question.



1. Is the slide north or south of the swings?
north south
2. What is west of the slide?
bench see-saw
3. What is north of the bench?
gate tree

Name _____

Reread “Look Around.” Think about how the author used main topic and key details. Use the words and the pictures to complete the sentences.

1. A key detail the author gives on page 1 is that chicks

2. A key detail the author gives on page 2 is that kids

3. The author gives the key detail “lots of buses whiz by” to tell us that this place is

4. The main topic of “Look Around” is

