

Name \_\_\_\_\_

The word **rid** has a short **i** sound.

Add **e** to the end to make **ride**.

The **i\_e** spelling makes the long **i** sound you hear in **ride**.

**A. Read the words in the box. Listen for the long i sound. Write the word that names each picture.**

smile

dime

kite

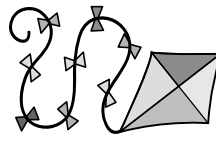
bike

1.

\_\_\_\_\_

-----

\_\_\_\_\_




2.

\_\_\_\_\_

-----

\_\_\_\_\_




3.

\_\_\_\_\_

-----

\_\_\_\_\_



4.

\_\_\_\_\_

-----

\_\_\_\_\_



**B. Write your own sentence using a word from the box.**

5.

\_\_\_\_\_

-----

\_\_\_\_\_

-----

\_\_\_\_\_

Name \_\_\_\_\_


Complete each sentence. Use one of the words in the box.

green    grow    together    should    pretty    water


1. He will \_\_\_\_\_ tall.



2. Where \_\_\_\_\_ we go?




3. They walk up the hill \_\_\_\_\_.



4. My dog likes the \_\_\_\_\_.



5. The pig can eat \_\_\_\_\_ grass.



6. The bride is \_\_\_\_\_.



Name \_\_\_\_\_

**Read the words. Circle the word that has the long i sound. Write the word on the line.**

1. fin                      pin                      fine

\_\_\_\_\_

-----

\_\_\_\_\_

-----

2. nine                      his                      nip

\_\_\_\_\_

-----

\_\_\_\_\_

-----

3. will                      slide                      slid

\_\_\_\_\_

-----

\_\_\_\_\_

-----

4. bit                      lick                      bite

\_\_\_\_\_

-----

\_\_\_\_\_

-----

5. pine                      pin                      dip

\_\_\_\_\_

-----

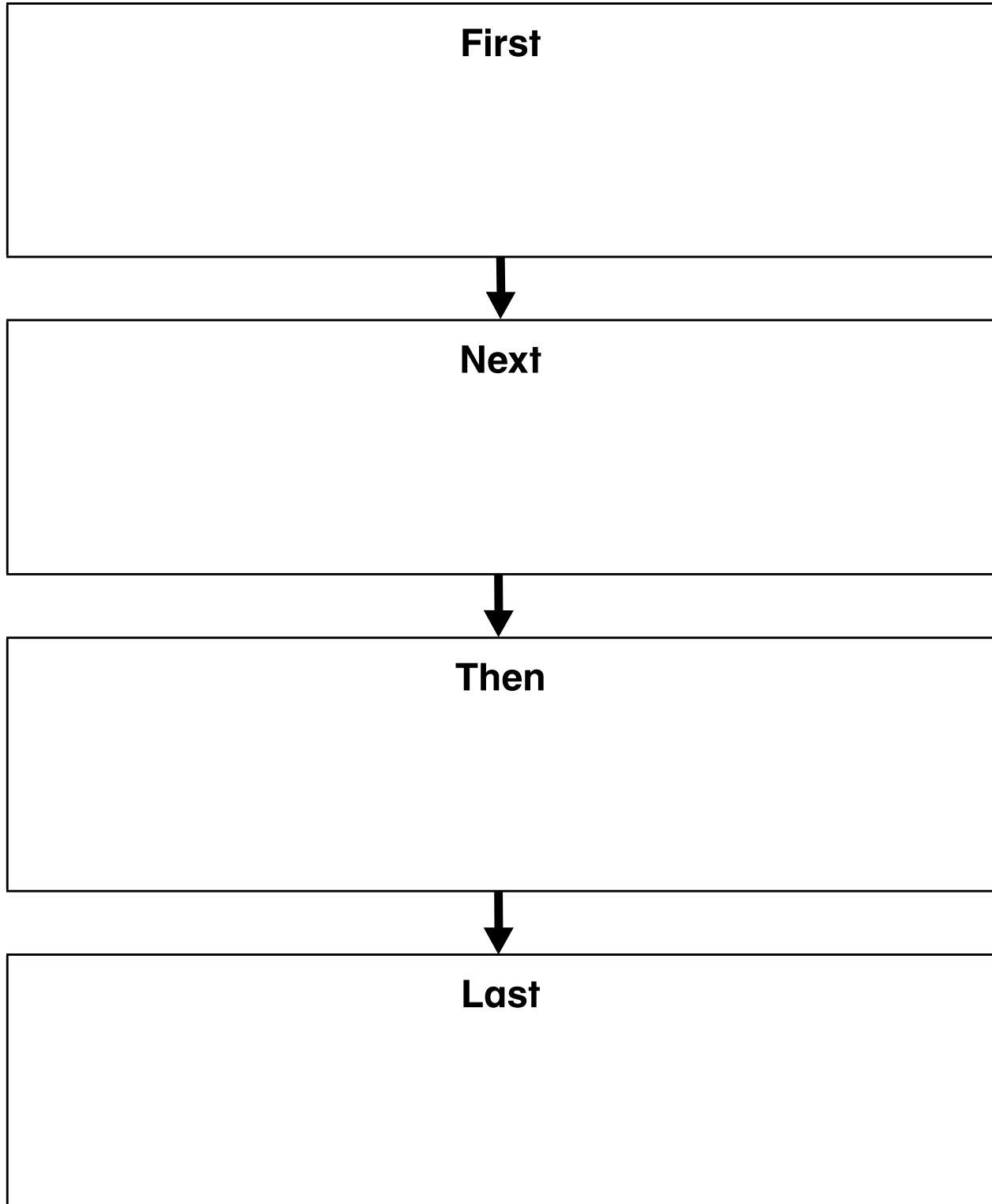
\_\_\_\_\_

-----

6. mill                      in                      mine


Name \_\_\_\_\_

**Fill in the Sequence Chart. Use words from the story.**



Copyright © The McGraw-Hill Companies, Inc.

# A Gift for Mom




**Mom:** I love plants.

You made me smile!

**Kate:** We are glad!

**Mike:** Get well, Mom!


④



**Mike:** Mom is sick.

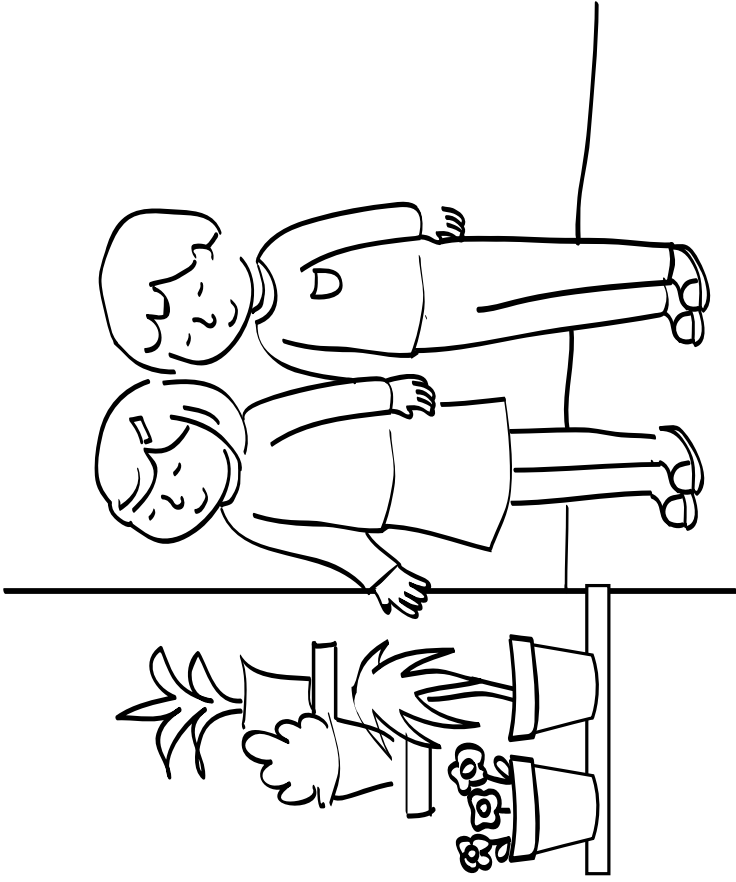
**Kate:** Let's get a gift.

①



**Mike:** I can shop.  
**Kate:** Let's go together.

②



**Mike:** Look! Plants!  
**Kate:** Mom likes plants.

③

Name \_\_\_\_\_

**Reread “A Gift for Mom.” Follow the directions.**

- 1.** Write a sentence that tells what happens first in the story.

---

---

---

- 2.** Write a sentence that tells you what Kate wants to do.

---

---

---

- 3.** Write a sentence that tells what happens next.

---

---

---

- 4.** How does Mom feel at the end of the story?

---

---

---


Name \_\_\_\_\_

You can add **-s** to the end of a word to name more than one person or thing.

**bike**



**bikes**



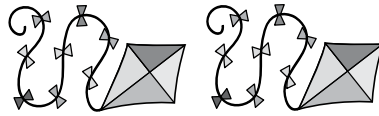
**A. Add -s to the word to name more than one thing. Write the new word.**

1. kite

\_\_\_\_\_

-----

\_\_\_\_\_



2. pile

\_\_\_\_\_

-----

\_\_\_\_\_




3. grape

\_\_\_\_\_

-----

\_\_\_\_\_




4. dime

\_\_\_\_\_

-----

\_\_\_\_\_




5. snake

\_\_\_\_\_

-----

\_\_\_\_\_



**B. Write your own sentence. Use a word that names more than one thing.**

\_\_\_\_\_

-----

6. \_\_\_\_\_

Name \_\_\_\_\_

**Diagrams** are pictures that have labels. The labels tell about the parts.

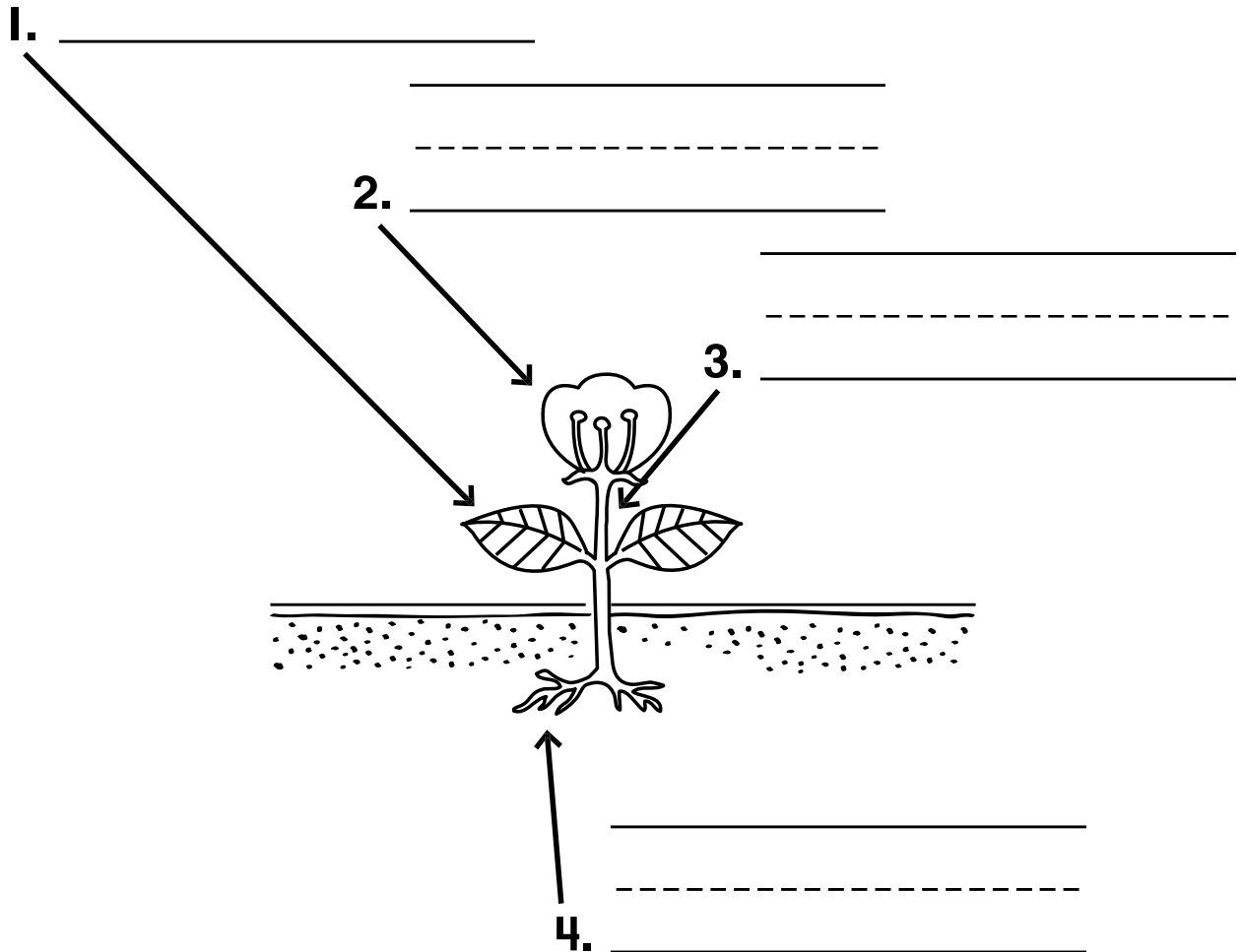
**Look at the diagram of a plant. Use the words from the box to complete the diagram.**

flower

leaf

root

stem



Name \_\_\_\_\_

**Reread “A Gift for Mom.” Think about the sequence. Use the words and the pictures to complete the sentences.**

1. First, the author told us that Mom is \_\_\_\_\_.  
\_\_\_\_\_
2. Next, the author told us that Mike and Kate \_\_\_\_\_  
\_\_\_\_\_  
\_\_\_\_\_  
\_\_\_\_\_.
3. Then, on page 3, Mike and Kate get a \_\_\_\_\_.  
\_\_\_\_\_
4. Last, on page 4, Mike and Kate give a plant to \_\_\_\_\_  
\_\_\_\_\_  
\_\_\_\_\_.
5. What clue did the author give to let you know that Mom likes the plant?  
\_\_\_\_\_  
\_\_\_\_\_  
\_\_\_\_\_  
\_\_\_\_\_  
\_\_\_\_\_  
\_\_\_\_\_.

Copyright © The McGraw-Hill Companies, Inc.