

Name _____


The letters **o_e** stand for the long **o** sound.
The long **o** sound is the middle sound in **rope**.



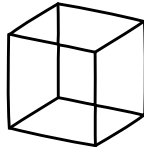
The letters **u_e** stand for the long **u** sound.
The long **u** sound is the first sound in **use**.

The letters **e_e** stand for the long **e** sound.
The long **e** sound is the middle sound in **Pete**.


A. Look at each picture. Circle the word that names the picture. Write the word.

1.  _____


note not

2.  _____

cub cube


3.  _____

glob globe


4.  _____

mull mule

B. Look at each picture. Write o, u, or e to complete the word that names it.

5.  _____

r _____ se


6.  _____

c _____ ne

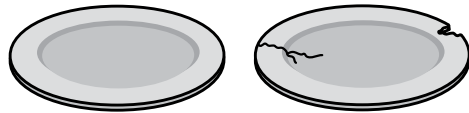
Name _____

Write the word from the box that completes each sentence. Circle the picture that goes with the sentence.


ago boy girl how old people



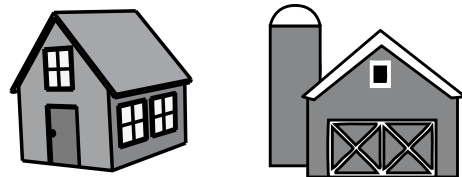
1. We rode in carts long _____.




2. This plate is very _____.




3. This _____ has a cap.



4. Some _____ live here.



5. This _____ is in school.



6. This is _____ to fish.

Name _____

Use the words in the box to complete each sentence. Write the word on the line.

huge stove Eve these rode cone


1. My name is _____.



2. Pete _____ on his bike.



3. Its trunk is _____!



4. Do you like _____ pants?



5. Put the pot on the _____.

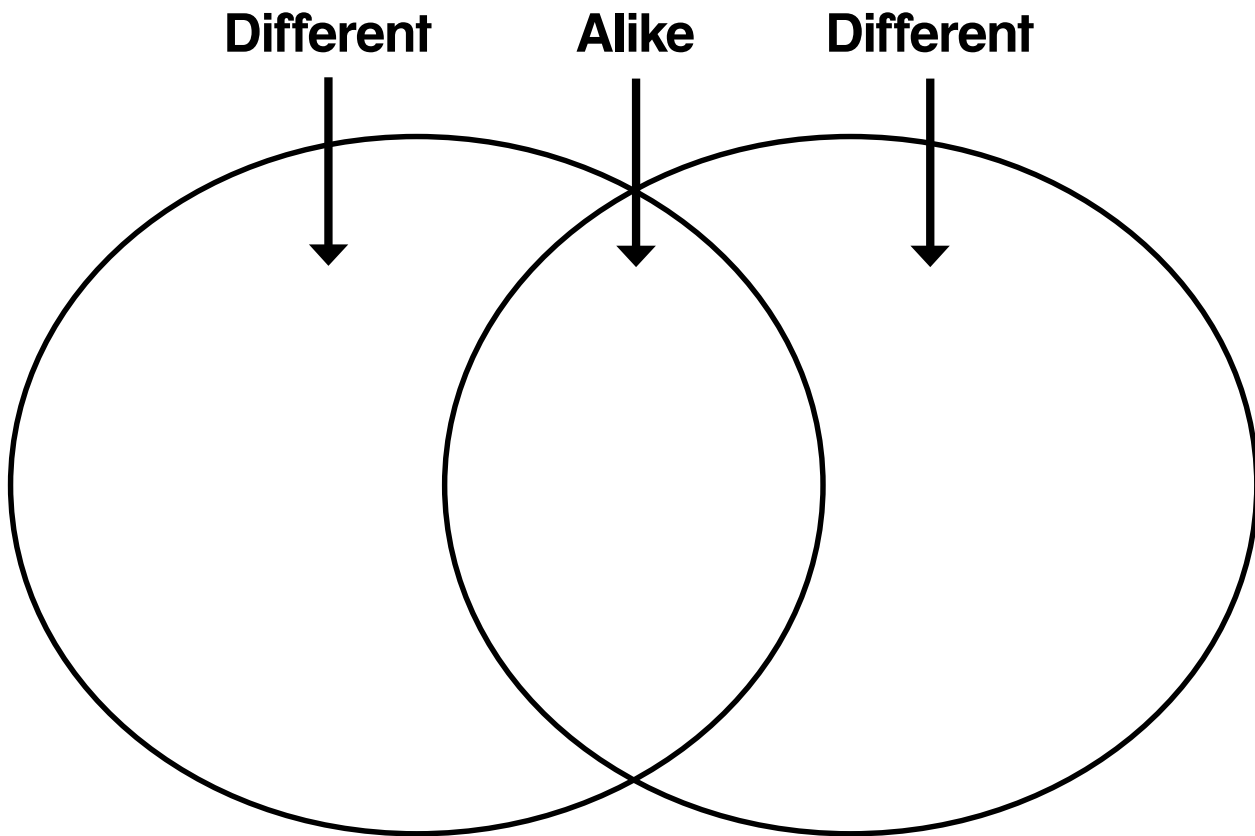


6. This is a big _____!

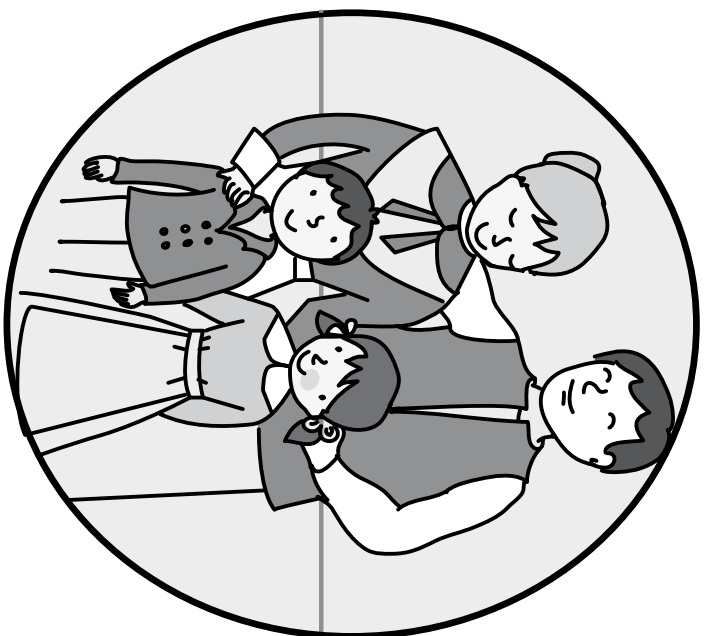


Name _____

Fill in the Compare and Contrast Chart.
Use words from the story.




Life Long Ago




What was life like long ago?
What did boys and girls do?
They helped a lot at home.

①



Boys and girls still had time
to play. They had fun just
like you do!

④



Girls helped make clothes.
Boys helped to plant.

②



Boys and girls fed the hens.
They looked for eggs.

③

Name _____

Reread “Life Long Ago.” Read the questions that compare and contrast what boys and girls did. Circle the words that answer each question. Write the words.



1. The boys and girls all _____.

helped planted

2. What did girls do?

Girls helped to _____.

make clothes read

3. What did boys do?

Boys helped to _____.

sew plant

4. Boys and girls fed the _____.

plants hens

Name _____

The spellings **a_e**, **i_e**, **o_e**, **u_e**, and **e_e** stay together in the same syllable. The syllable usually has a long vowel sound.

in/side**a/wake****rose/bud**

Read each word. Draw a line to divide the word into syllables. Write one syllable on each line. Then circle the syllable with the long vowel sound.

1. sunshine

_____	_____
-----	-----
_____	_____
_____	_____

2. pancake

_____	_____
-----	-----
_____	_____
_____	_____

3. explode

_____	_____
-----	-----
_____	_____
_____	_____

4. handshake

_____	_____
-----	-----
_____	_____
_____	_____


5. placemat

_____	_____
-----	-----
_____	_____
_____	_____


Name _____

Captions tell readers more about photos or pictures.


Look at each picture. Circle the caption that goes with the picture.




- 1.** This is life on a farm.
This is life in a city.



- 2.** Horses carry goods today.
Trucks carry goods today.



- 3.** People rode in these
long ago.
People ride in these today.



- 4.** People get water from a
sink today.
People got water from a
well long ago.

Name _____

A. Reread “Life Long Ago.” Think about the story characters and what they did. Use the words and pictures to complete the sentences.

1. Long ago, girls helped to _____.

2. Boys helped to _____.

3. Boys and girls fed the _____.

4. They all looked for _____.

B. Name a way that life is the same now as it was long ago.

5. _____