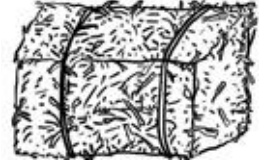


Name \_\_\_\_\_

The letters a, ai and ay can make the long a sound.aprontrainhay**A. Read the words in the box. Listen for the long a sound. Write the word that names each picture.**

tray

snail

pail

day

1.

---



---



---



2.


---



---



---



3.

---



---



---



4.


---



---



---

**B. Write your own sentence using a word from the box.**

5.

---



---



---



---



---

Name \_\_\_\_\_

**Complete each sentence. Use one of the words in the box.**

about      animal      carry      eight      give      our

1. My dog is \_\_\_\_\_ this big.



2. I see \_\_\_\_\_ eggs in the nest.



3. I will \_\_\_\_\_ you this snack.




4. I can use this to \_\_\_\_\_ grapes.



5. This is \_\_\_\_\_ home.



6. A pig is an \_\_\_\_\_.




Name \_\_\_\_\_

**special:** Something that is **special** is important or unique.

**splendid:** Something that is **splendid** is wonderful or very good.

**A. Match each sentence to the picture that it tells about.**

1. Today is my **special** day.



2. We had a **splendid** time on our school trip.



**B. Complete each sentence. Use a word from the word box.**

special




splendid

3. The doll is \_\_\_\_\_ to me.


4. Mom looks \_\_\_\_\_ in her new dress.

Name \_\_\_\_\_

**Fill in the Sequence Chart. Use words from the story.**

<b>First</b>

<b>Next</b>

<b>Then</b>

<b>Last</b>

# A Fox Tail



He asked Hen for an egg.  
“Ha!” said Hen. “You can not  
trick me. I see a fox tail!”  
Hen did not give Fox any eggs.

④



Fox wanted to eat.  
“I see Hen,” Fox said. “I will  
get an egg from her!”

①




“May I take that egg?”

Fox asked.

“No, you may not!” said Hen.

②



“I will trick Hen and get that egg,” said Fox.  
Fox dressed up. He put on a hat and old pants. He went to see Hen.

③



Name \_\_\_\_\_

**A. Reread “A Fox Tail.” Use the numbers to tell the order of the events.**

**Write 1 if the sentence and picture tell what happened first.**

**Write 2 if the sentence and picture tell what happened next.**

**Write 3 if the sentence and picture tell what happened last.**

**1. Fox dressed up.** \_\_\_\_\_  
-----  
\_\_\_\_\_



**2. “I see Hen,” Fox said.** \_\_\_\_\_  
-----  
\_\_\_\_\_



**3. “Ha!” said Hen. “You can not trick me, Fox!”** \_\_\_\_\_  
-----  
\_\_\_\_\_



**B. Work with a partner. Read the passage aloud. Pay attention to intonation. Stop after one minute. Fill out the chart.**

	Words Read	—	Number of Errors	=	Words Correct Score
First Read		—		=	
Second Read		—		=	

Name \_\_\_\_\_

A **dictionary** is a book that gives the meanings of words. It shows how to use a word in a sentence. We use a **dictionary** to find out what a word means.

### A. Read the words and meanings from a dictionary.

**special**      important.  
My pup is very **special** to me.

**splendid**      very good.  
We had a **splendid** time with Gram.

### B. Choose the correct meaning for the word. Fill in the circle.

1. special                      ☐ important                      ☐ fun
2. splendid                      ☐ sad                      ☐ very good

### C. Use a word from the box to complete each sentence.

3. The school play was \_\_\_\_\_.

4. The gift from Mom is \_\_\_\_\_ to me.



Name \_\_\_\_\_

**Read each word. Underline the letters that make the long a sound. Write the word. Circle the picture that it names.**

1. train

---



---



---



2. clay

---



---



---



3. paint

---



---



---



4. apron

---



---



---



5. hay

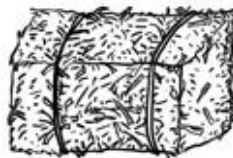
---



---



---



Name \_\_\_\_\_

A B C D E F G H I J K L M N O P Q R S T U V W X Y Z

We put words in ABC order by looking at the first letter of each word.

clay      day      go

If words begin with the same letter, we look at the second letter.

bat      bed      box



**Read the two words. Circle the word in ( ) that comes next in ABC order. Write the word.**

1. pail      read      (take    stay)

---



---



---

2. can      five      (past    gold)

---



---



---

3. day      hive      (log    men)

---



---



---

4. kick      loss      (make    nail)

---



---



---

Name \_\_\_\_\_

A **chart** gives information in an organized way.

**Read the chart.**

<b>Duck</b>	<b>Chicken</b>
wings	wings
long, flat beak	small beak
webbed feet	no webbed feet
lays eggs	lays eggs



**A. Circle the correct answer. Use the chart to help you.**

1. Which has wings?

duck    chicken    both

2. Which has a small beak?

duck    chicken    both

3. Which has webbed feet?

duck    chicken    both

**B. Use the chart to help you answer the question.**

4. What is one thing that is the same about a duck and a chicken?

---



---



---

Name \_\_\_\_\_

The **plot** is what happens in the story.  
 Authors tell what happens **first, next, last**.

**A. Reread “A Fox Tail.” Think about how the author used sequence to tell the plot. Circle and fill in the words in bold that best complete the sentence.**

1. First, the author told what \_\_\_\_\_.

**Fox wanted / Hen wanted**

2. Next, the author told how Fox \_\_\_\_\_  
 what he wanted.

**got / did not get**

3. Then, the author told how Fox \_\_\_\_\_.

**made a plan / gave up**

**B. Write what happened last.**

\_\_\_\_\_

-----

\_\_\_\_\_

-----

\_\_\_\_\_

-----

\_\_\_\_\_