

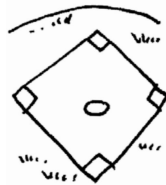
Name \_\_\_\_\_

The long **e** sound can be spelled with the letters **e** as in **be**, **ee** as in **keep**, **ea** as in **eat**, and **ie** as in **thief**.

Write the words from the box that have the same vowel sound and spelling.

she sleep each deep shield seat me chief

1. field



\_\_\_\_\_

-----

\_\_\_\_\_

2. eat



\_\_\_\_\_

-----

\_\_\_\_\_

3. cheese



\_\_\_\_\_

-----

\_\_\_\_\_

4. he



\_\_\_\_\_

-----

\_\_\_\_\_

Name \_\_\_\_\_

**Complete each sentence. Use one of the words in the box.**

into    blue    or    small    other    because

1. The animal is very \_\_\_\_\_.

\_\_\_\_\_

\_\_\_\_\_



2. We walk \_\_\_\_\_ the school.

\_\_\_\_\_

\_\_\_\_\_



3. Do you want this one \_\_\_\_\_ that one?

\_\_\_\_\_

\_\_\_\_\_



4. I put on a hat \_\_\_\_\_ it is cold.

\_\_\_\_\_

\_\_\_\_\_



5. The flag is red, white, and \_\_\_\_\_.

\_\_\_\_\_

\_\_\_\_\_



6. I will eat the \_\_\_\_\_ apple.

\_\_\_\_\_

\_\_\_\_\_



Name \_\_\_\_\_

**A. Read each clue. Look at each picture. Then write a vocabulary word from the box next to the clue it goes with.**

danger      partner




1. The cat is not safe. \_\_\_\_\_

\_\_\_\_\_

-----

\_\_\_\_\_

-----



2. We worked together. \_\_\_\_\_

**B. Choose one of the vocabulary words from the box above to use in a sentence of your own. Then draw a picture to go with your sentence.**

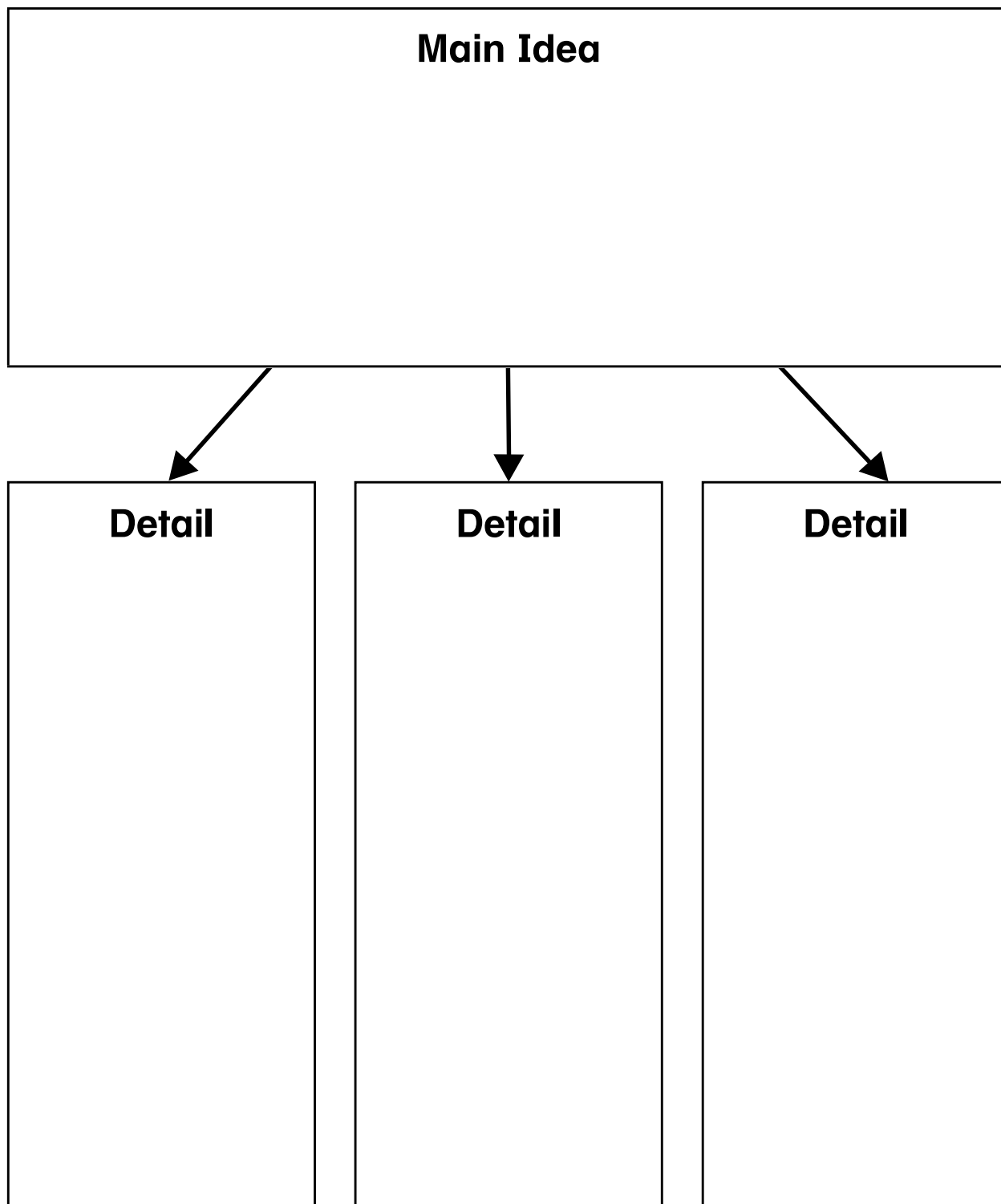
\_\_\_\_\_

-----


3. \_\_\_\_\_

Name \_\_\_\_\_

**Fill in the Main Idea and Key Details Chart. Use words from the story.**




# Ants Can Help



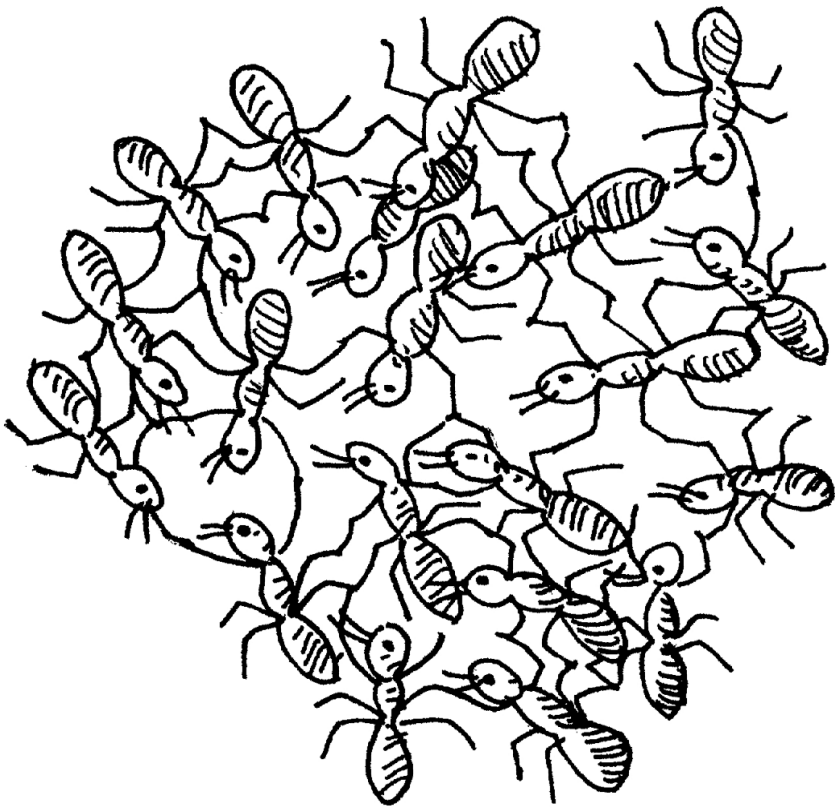
It is raining a lot. There is water all around. How can little ants stay safe?

①



The raft of ants floats. They can wait for the rain to stop. They may reach land. Now that's teamwork!

④



Some ants help each other. They work as a team. They get in a circle. Then they weave their legs together.

②



They make a raft. It is a raft of ants. The ants can stay on top of the water this way.

③

Name \_\_\_\_\_

**A. Reread “Ants Can Help” and answer the questions.****1.** What can ants do in the rain?

---



---



---

**2.** What do the ants do with their legs?

---



---



---

**3.** What do the ants make?

---



---



---

**4.** How do the ants stay safe?

---



---



---

**B. Work with a partner. Read the passage aloud. Pay attention to appropriate phrasing. Stop after one minute. Fill out the chart.**

	Words Read	–	Number of Errors	=	Words Correct Score
First Read		–		=	
Second Read		–		=	

Name \_\_\_\_\_

**Context clues** are words that help you figure out the meaning of a new word. When you see a new word, look for words you know to help you.

**Use context clues to figure out the meaning of the word in bold. Fill in the correct circle.**

1. The lions sit and **relax** on the grass.

rest

run



2. Lee **enjoys** seeing the lions. He has a fun time.

likes

looks



3. The **timid** lion hid behind his mother.

shy

happy





Name \_\_\_\_\_

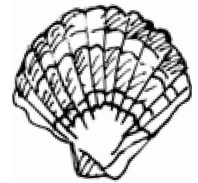
**Read the word. Draw a line under the letters that make the long e sound. Write the letters on the line. Circle the matching picture.**

1. s h e e t

\_\_\_\_\_

-----

\_\_\_\_\_




2. t e a m

\_\_\_\_\_

-----

\_\_\_\_\_



3. t r e e

\_\_\_\_\_

-----

\_\_\_\_\_



4. s h i e l d

\_\_\_\_\_

-----

\_\_\_\_\_

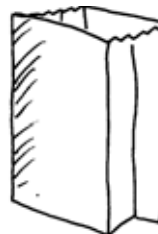


5. b e e

\_\_\_\_\_

-----

\_\_\_\_\_



6. s e a

\_\_\_\_\_

-----

\_\_\_\_\_



Name \_\_\_\_\_

A **prefix** is a word part you can add to the beginning of a word to change its meaning.

The prefix **re-** means **again**.

The prefix **pre-** means **before**.

The prefix **un-** means **not** or **the opposite of**.

redoprecookunsafe

**A. Match each sentence to a word with a prefix.**  
Use the underlined words to help you.

- |  |            |
|--|------------|
| 1. The room is <u>not clean</u> .                    | a. reread  |
| 2. I will <u>use</u> the bag <u>again</u> .          | b. unclean |
| 3. She is <u>not happy</u> .                         | c. unhappy |
| 4. Pat will <u>read</u> the book <u>again</u> .      | d. premade |
| 5. I <u>made</u> the crust <u>before</u> I baked it. | e. reuse   |

**B. Write a sentence using a word with a prefix.**

\_\_\_\_\_

-----

6. \_\_\_\_\_

\_\_\_\_\_

-----

\_\_\_\_\_

Name \_\_\_\_\_

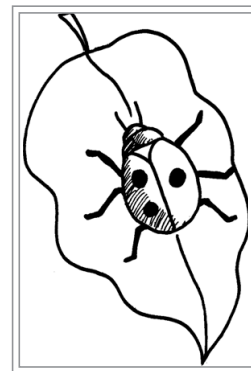
**Captions** are short descriptions that tell more about a photograph or picture.

**A. Circle the caption that tells about the picture.**



1. Honey is sweet.  
Bees make honey.

2. A grasshopper can hop.  
An ant is very little.



3. Some bugs live in trees.  
Ants can walk in a line.

4. Ladybugs have spots.  
Spiders have eight legs.

**B. Choose a picture. Write another caption.**

---



---

5. \_\_\_\_\_

Name \_\_\_\_\_

**Reread “Ants Can Help.” Think about how the author used main idea and key details.**

**Write main idea or key detail next to each sentence.**

**1.** It is raining a lot.

\_\_\_\_\_  
-----  
\_\_\_\_\_

**2.** Ants weave legs together.

\_\_\_\_\_  
-----  
\_\_\_\_\_

**3.** The ant raft can float.

\_\_\_\_\_  
-----  
\_\_\_\_\_

**4.** Ants help each other out.

\_\_\_\_\_  
-----  
\_\_\_\_\_

**5.** Soon the ants will be safe.

\_\_\_\_\_  
-----  
\_\_\_\_\_