

Name _____

The long i sound is the sound you hear in the middle of **wild**. The letters i, y, igh, and ie can stand for the long i sound.

findskynighttie

A. Circle the long i word that completes each sentence. Write the word.

1. The baby will _____.

cry sips



2. We like _____.

cake pie

3. The sun is out so there is a lot of _____.

light dim

B. Write i, y, igh, or ie to complete the word that names each picture.

4.  w _____ l d

5.  f l _____

Name _____


Write the word from the box that completes each sentence.

caught flew know laugh listen were


1. He _____ a bug.




2. I _____ at jokes.



3. The butterfly _____ away.




4. They _____ playing in mud.



5. We must _____ in school.




6. Do you _____
where bees live?




Name _____

**A. Write a sentence that uses the word beautiful.
Then draw a picture to go with your sentence.**



**B. Write a sentence that uses the word fancy. Then
draw a picture to go with your sentence.**




Name _____

Fill in the Point of View Chart. Use words from the story.


Character	Clue	Point of View

Eve and Pete



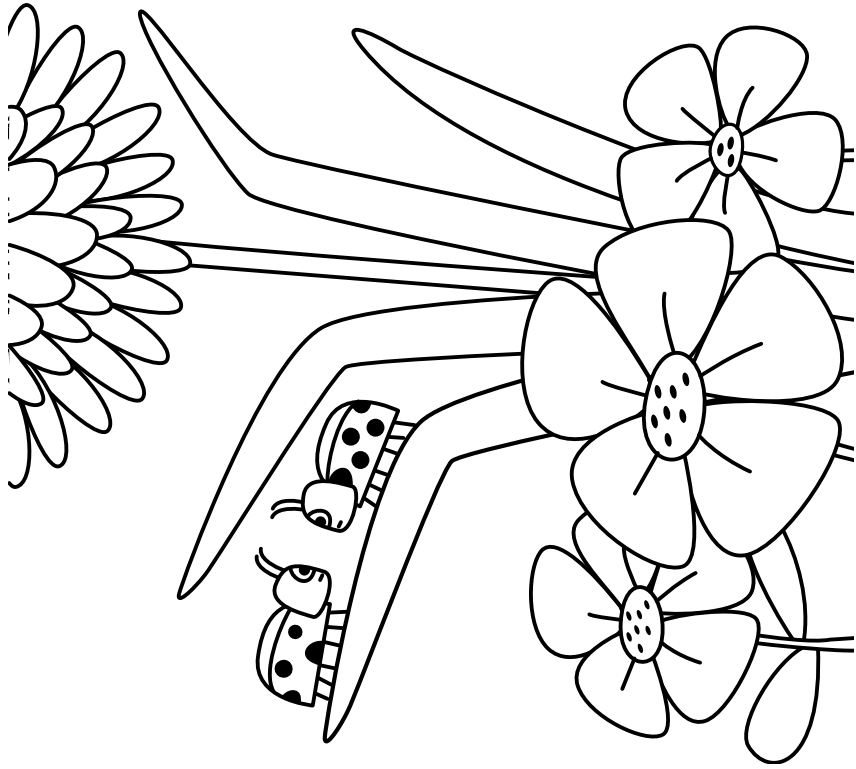
Eve and Pete were pals.
They flew and flew high and low.
They had so much fun together.

①



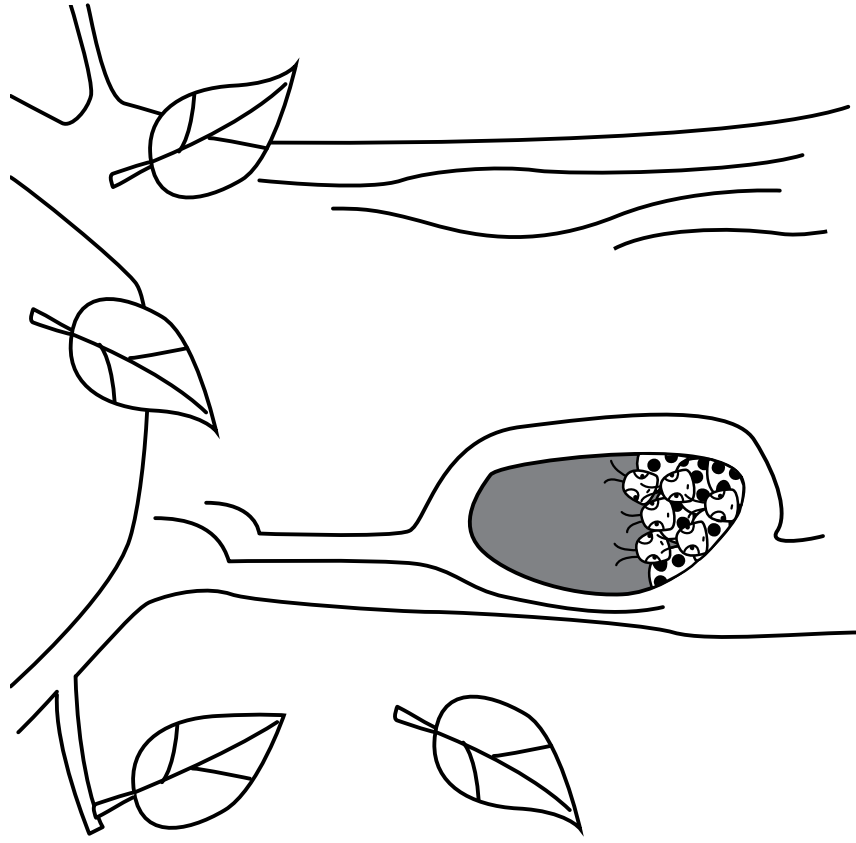
Eve and Pete slept in the tree.
One warm day, the bugs woke up.
It was spring! So Eve and Pete said
good-bye. They flew up to the sky.

④



Then one day, Pete said, "It's getting cold. We need to find a tree. We need to sleep."
"Let's look for one," said Eve.

②




They spotted a huge tree. There were lots of bugs inside.
"Hi! Stay with us," the bugs cried.
"You will be warm here."

③

Name _____

A. Reread “Eve and Pete.”
Circle the words that answer
each question. Write the words.



1. The story characters are _____.

bugs trees

2. Pete said they needed to _____.

sleep play

3. The bugs said _____.

stay with us go away

4. When spring came, Eve and Pete

_____.

stayed flew away

B. Work with a partner. Read the passage aloud.
Use appropriate phrasing. Stop after one minute.

	Words Read	–	Number of Errors	=	Words Correct Score
First Read		–		=	
Second Read		–		=	

Name _____


Context clues are words that help you figure out the meaning of a new word. Look for context clues in the same sentence or in nearby sentences.

Use context clues to figure out the meaning of the word in bold. Fill in the circle next to the word's meaning.

1. There are many kinds of bugs, but all **insects** have six legs.

bugs


legs



2. Most spiders are **harmless** and won't hurt you.

safe


dangerous



3. Some caterpillars have **bristles**, or short hairs.

eyes

hairs



Name _____

Circle the word in each group that has the long i sound. Write the word.

1. child chill chip

2. twist tie thin

3. ring rip right

4. drip dry dig

5. mist mitt might

6. bright bring bits

Name _____

To add the ending **-es** or **-ed** to a word that ends with long **i** spelled **y**, first change the **y** to **i**.

dry + es = dries **dry + ed = dried**

Do not change the **y** to **i** when adding **-ing**.

dry + ing = drying

Add the ending to the word. Write the new word.

1. spy + ed = _____

2. fly + ing = _____

3. cry + es = _____

4. try + ed = _____

5. fry + ing = _____

6. try + es = _____

Name _____

A **heading** tells readers what information is in a section of a text.

Read the text. Follow the directions.

Honeybees

A. In a Bee Hive

Honeybees live in a hive. There are many rooms in the hive. The rooms are made from wax. Bees store food in the wax rooms.

B. Most bees in the hive are worker bees. Worker bees fly to flowers. They get sweet nectar. Bees eat some of the nectar. They make the rest into honey.

1. What is the article about? Circle the answer.

spiders honeybees insects

2. Circle a heading in the text.

3. The heading for section B is missing. Write a heading on the line.

Name _____

Reread “Eve and Pete.” Think about how the author gave clues to understanding the characters. Think about what the author had the characters say and do. Use the words and pictures to complete the sentences.

1. The author told us that Eve and Pete had fun together.

This is a clue that they are _____.

2. The author told us that Pete is cold.

This is a clue that Eve and Pete need to _____.

3. The author told us that the bugs said “Stay with us.”

This is a clue that the bugs are _____.

4. What clue did the author give at the end to let you know that Pete and Eve were no longer tired?
