


Name \_\_\_\_\_

The end sounds you hear in **fur** can be spelled **er** as in **her**, **ir** as in **dirt**, **ur** as in **turn**, and **or** as in **word**.

**A. Read the words. Listen for sounds like those at the end of fur. Circle the word that names the picture.**


1. wide

worm



2. bed

bird



3. shirt

show



4. sun

surf



**B. Use a word from the box to complete each sentence.**

her

nurse

skirt

work

5. There is a \_\_\_\_\_ at my school.

\_\_\_\_\_

\_\_\_\_\_

6. \_\_\_\_\_ hat is green.

\_\_\_\_\_


\_\_\_\_\_

7. I have a pretty blue \_\_\_\_\_.

Name \_\_\_\_\_

**Draw a line to match the sentence to the picture it describes.**


1. Can I have **another** cup of water?



2. My bag is **full** of food.



3. The boy will **climb** up the tree.



4. We walk **through** the door at school.



5. The **poor** girl is sick.



6. That kite is **great**.




Name \_\_\_\_\_


**Leaped** means to have jumped far.**Stretched** means to have extended a body part.**A. Use a word from the box to finish each sentence.**

leaped

stretched



1. Millie \_\_\_\_\_ her arms to her mom.

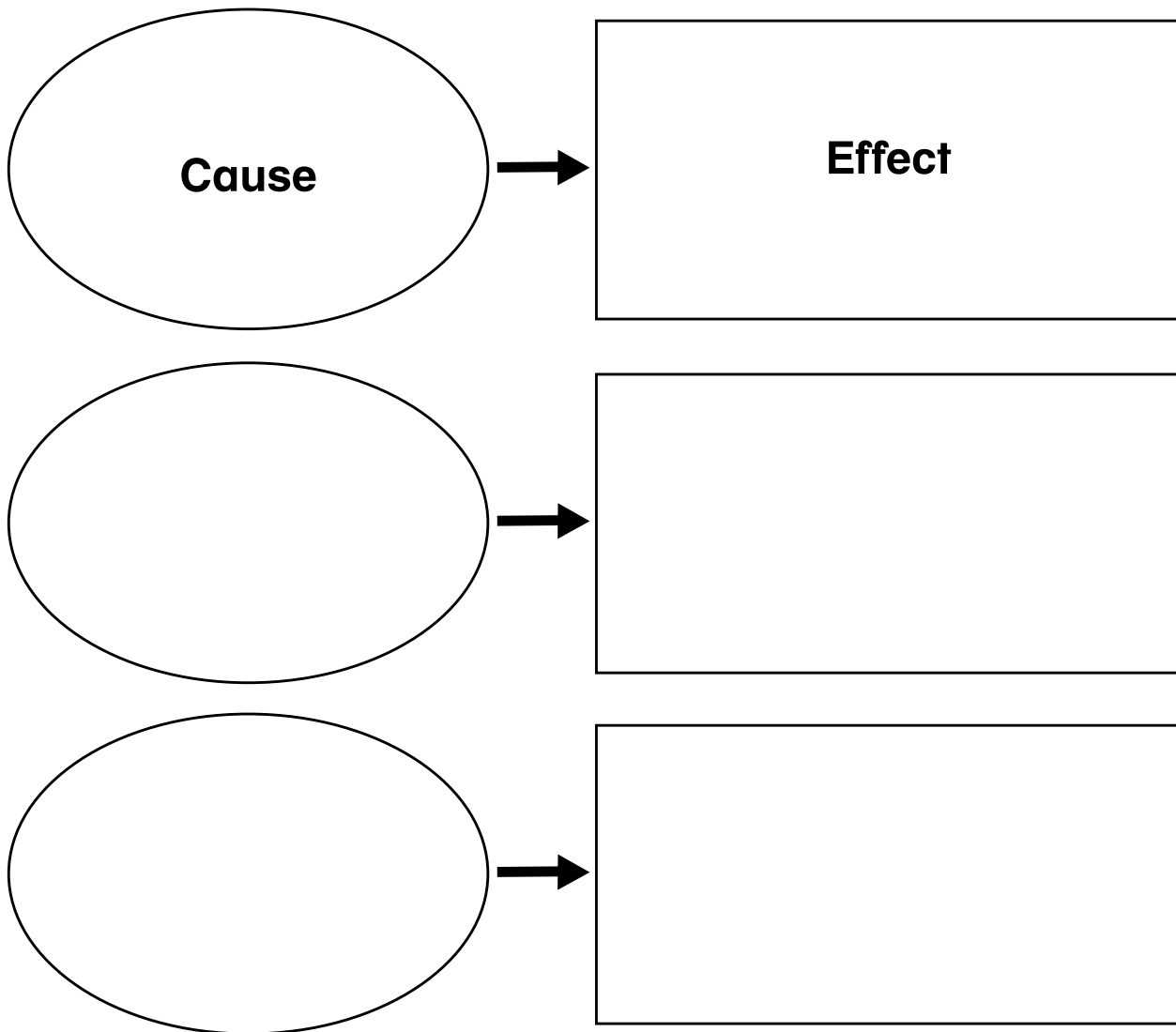


2. The frog \_\_\_\_\_ across the pond.


**B. Write a sentence using a word from the box.****Draw a picture to go with your sentence.**3. \_\_\_\_\_  
\_\_\_\_\_  
\_\_\_\_\_

Name \_\_\_\_\_

**Fill in the Cause and Effect Chart. Use events from the story.**




# A Bunny Wish




“That wishing star worked,”  
said Bethy. She put on her hat.  
“It’s my turn next,” said Freddy.  
“Good!” said Bethy.

④




“There’s a wishing star!” Bethy  
Bunny said to Freddy Frog. “I  
wish for a sunhat!”  
They were going to the beach  
the next day.

①



"I think you will get your wish,"  
said Freddy Frog.  
"I think I will, too," said Bethy.

②



The next day Freddy brought  
Bethy a sun hat.  
"Oh, my wish came true!"  
exclaimed Bethy.

③

Name \_\_\_\_\_

**A. Reread “A Bunny Wish.” Follow the directions.****1. What causes Bethy to make a wish?**



---



---



---

**2. Write the word that tells you what Bethy wishes for.**


---



---



---

**3. What effect does Bethy’s wish have?**


---



---



---

**4. What causes Bethy to want a sunhat?**


---



---



---

**B. Work with a partner. Read the passage aloud.  
Pay attention to intonation. Stop after one minute.  
Fill out the chart.**

	Words Read	—	Number of Errors	=	Words Correct Score
First Read		—		=	
Second Read		—		=	

Name \_\_\_\_\_

**Shades of meaning** are small differences in meaning between similar words.

**Read the sentences. Then choose the best word in bold to answer the question.**

1. Max is very wet. Is Max **soaked** or **damp**?




---



---



---

2. Tess is giving the dog some food.  
Is Tess **pouring** or **spilling** the food?




---




---



---

3. Kate thinks the party is great.  
Does Kate think the party is **good** or **wonderful**?




---



---



---

Name \_\_\_\_\_

**Circle the word that completes the sentence.**  
**Then write the word.**

\_\_\_\_\_

-----

1. The \_\_\_\_\_ is in the nest.

bag      bird

\_\_\_\_\_

-----

2. The bird will eat the \_\_\_\_\_.

wave      worm

\_\_\_\_\_

-----

3. Nan \_\_\_\_\_ her foot.

hut      hurt

\_\_\_\_\_

-----

4. I won \_\_\_\_\_ place!

first      fish

\_\_\_\_\_

-----

5. He gave a gift to \_\_\_\_\_.

her      harp

Name \_\_\_\_\_


Adding **-er** to an action word changes the word to a naming word.

teach + **er** = **teacher**  
a person who teaches

work + **er** = **worker**  
a person who works

**A. Add -er to the action word to make a naming word. Write the new word.**

1. play + er = \_\_\_\_\_



2. help + er = \_\_\_\_\_



3. paint + er = \_\_\_\_\_



4. surf + er = \_\_\_\_\_




**B. Write your own sentence. Use a naming word you wrote above.**

5. \_\_\_\_\_

Name \_\_\_\_\_


**Captions** are short descriptions that tell more about a photograph or picture.

**Circle the caption that tells about the picture.**




**1.** Dad and Jess look at the moon.

Dad and Jess read about the moon.



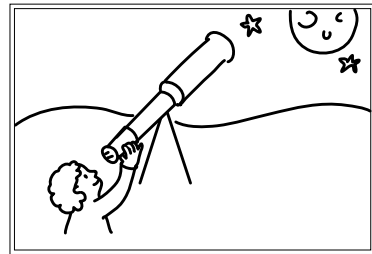
**2.** The spaceship is near the moon.

The spaceship landed.




**3.** He is on the spaceship.

He is on the moon.




**4.** Dan looks at the moon.

Dan looks at a map.



**5.** They like to read.

They gaze at the stars.



**6.** They have moon rocks.

They look up at the moon.

Name \_\_\_\_\_

A **cause** is what makes something happen in a story.  
An **effect** is the event that happens.

**Reread “A Bunny Wish.” Think about how the author used cause and effect. Use the words and the pictures to answer the questions.**

**1.** What causes Bunny to make a wish?

---

---

---

**2.** What causes Bunny to wish for a sunhat?

---

---

---

**3.** What is the effect of Bunny’s wishing for a sunhat?

---

---

---