

Name \_\_\_\_\_

The letters or, ore, and oar make the sounds you hear in for, more, and board.


**Circle the word that answers the riddle. Then underline the letters that spell the or sounds as in for, more, or board.**

1. You need to buy things.

Where do you go?

store

star




2. I put on my hat.

What did I do?

give

wore



3. There is rain and wind!

What is it?

storm

steam




4. We go out and see new things.

What do we do?

explore

bore




5. Leo spoke!

What did Leo do?

fetch

roar



Name \_\_\_\_\_

**Use a word from the box to complete each sentence.**

began    better    guess    learn    right    sure

\_\_\_\_\_

-----

1. Can you \_\_\_\_\_ what is in the box?

\_\_\_\_\_

-----

2. I am \_\_\_\_\_ I will do well on my test.

\_\_\_\_\_

-----

3. Mom \_\_\_\_\_ to cut the cake.

\_\_\_\_\_

-----

4. We will \_\_\_\_\_ how to plant a tree.

\_\_\_\_\_

-----

5. I like this book \_\_\_\_\_ than that one.

\_\_\_\_\_


-----

6. This is the \_\_\_\_\_ way to ride a bike.

Name \_\_\_\_\_

An **idea** is a picture you see in your head.

I have a good idea for a story.



Something that is **unusual** is not common.

What an unusual hat you have!



Write idea or unusual to complete each sentence.

\_\_\_\_\_

-----



1. Dan has an \_\_\_\_\_ for fixing the vase.

\_\_\_\_\_

-----


2. That is an \_\_\_\_\_ house.



\_\_\_\_\_

-----

3. It was a very \_\_\_\_\_ day.



\_\_\_\_\_

-----


4. I have an \_\_\_\_\_ for a game we can play.




Name \_\_\_\_\_

**Fill in the Problem and Solution Chart. Use words from the story.**


**Problem**




**Steps to Solution**



**Solution**




# Good Ideas



Anyone can invent! Ben Franklin invented a stove and glasses. But even kids can invent. Here is one true story.

①




KK made some changes. The cuff worked much better than before. Soon lots of people wore her cuff. KK's idea was a hit!

④



KK liked winter. She liked to play outside. But her hands got so cold in the snow. She wanted to spend more time in the snow.

②



KK had a good idea. She made a fleece cuff. But it did not work too well. It still let snow in.

③

Name \_\_\_\_\_

**Reread “Good Ideas.” Then write “problem” or “solution” next to each sentence.**

1. KK’s hands get cold in the winter.

\_\_\_\_\_

-----


\_\_\_\_\_

2. KK made a cuff.

\_\_\_\_\_

-----

\_\_\_\_\_



3. The cuff did not work well.

\_\_\_\_\_

\_\_\_\_\_

-----

4. KK made a better cuff.

\_\_\_\_\_

**B. Work with a partner. Read the passage aloud. Pay attention to appropriate phrasing. Stop after one minute. Fill out the chart.**

Copyright © The McGraw-Hill Companies, Inc.

	Words Read	–	Number of Errors	=	Words Correct Score
First Read		–		=	
Second Read		–		=	

Name \_\_\_\_\_

A **prefix** is a word part added to the beginning of a word. A prefix changes the meaning of the word.

The prefix **re-** means “again”: **re** + read = reread

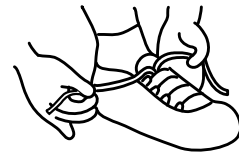
Reread means “to read again.”

The prefix **un-** means “not”: **un** + real = unreal

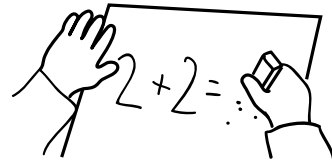
Unreal means “not real.”

**A. Add the prefix to the word. Write the new word on the line. Then match the new word to a picture.**

1. re + write = \_\_\_\_\_  
 \_\_\_\_\_  
 \_\_\_\_\_



2. un + tied = \_\_\_\_\_  
 \_\_\_\_\_  
 \_\_\_\_\_



**B. Add re- or un- to a word in the box to make a new word. Write a sentence for each new word.**

sure                      send

3. \_\_\_\_\_  
 \_\_\_\_\_  
 \_\_\_\_\_

4. \_\_\_\_\_  
 \_\_\_\_\_



Name \_\_\_\_\_

**Use the words in the box to complete the sentences.**

chore



porch

sport


roar

adore


1. Baseball is a fun \_\_\_\_\_.



2. Taking out the trash is my \_\_\_\_\_.



3. Max and Bev \_\_\_\_\_ puppies.



4. We meet on the \_\_\_\_\_ every night.



5. Did you hear the lion \_\_\_\_\_?

Name \_\_\_\_\_

An **abbreviation** is a short way of writing a word.  
Most abbreviations end with a period.

Saturday → Sat.

September → Sept.

**Write the abbreviation for each word. Remember to use a period.**

- |   |   |
|---|---|
| <p><b>1. Monday</b> _____<br/>-----<br/>_____</p> <p><b>3. August</b> _____<br/>-----<br/>_____</p> <p><b>5. Thursday</b> _____<br/>-----<br/>_____</p> <p><b>7. November</b> _____<br/>-----<br/>_____</p> <p><b>9. Doctor</b> _____</p> | <p><b>2. February</b> _____<br/>-----<br/>_____</p> <p><b>4. Road</b> _____<br/>-----<br/>_____</p> <p><b>6. March</b> _____<br/>-----<br/>_____</p> <p><b>8. October</b> _____<br/>-----<br/>_____</p> <p><b>10. January</b> _____</p> |
|---|---|

Name \_\_\_\_\_

In poems, some words that are close together all start with the same sound. This is called **alliteration**.


Sailor Sally sails across the sea.

Sometimes the words sound like what they tell about.


The whishing wind wheezed and whistled.

**A. Read the sentences out loud. Circle words that begin with the same sound.**

1. The bees buzz at the big brown bear.



2. Clang! Clatter! Cups crash and shatter.



**B. Say the words. Circle words that start with the same sound. Then use them to make a sentence.**

3. cats      dot      can      back      catch

---



---



---

4. hid      dogs      dig      good      down

---



---



---

Name \_\_\_\_\_

**A. Reread “Good Ideas.” Think about how the author used Problem and Solution. Write “problem” or “solution” to complete the sentence.**

1. On page 2, the author tells about a


\_\_\_\_\_  
-----  
\_\_\_\_\_

KK has.



2. On page 3, the author tells us about KK's

\_\_\_\_\_  
-----  
\_\_\_\_\_



**B. Complete each sentence with details from the story.**

3. KK's problem is that

\_\_\_\_\_  
-----  
\_\_\_\_\_

4. KK solved her problem by

\_\_\_\_\_  
-----  
\_\_\_\_\_