

Name _____

The letters oo can stand for the sound you hear in the middle of moon.

The underlined letters in the words below show some other ways to spell the same sound.

truth blue new tube fruit yo

Read the first word. Then circle another word in the row with the same ending sounds.

1. spoon sock noon both

2. grew peg goat flew

3. clue glue call nice

4. Ruth scarf pail truth

5. group game soup walk

Name _____

Complete each sentence. Use one of the words in the box.

answer brought busy door enough eyes

1. Dad said, "Please _____ me now."

2. We use our _____ to see.

3. Gram _____ me a gift today.

4. Mom is too _____ to go to the park today.

5. Do we have _____ eggs to make the cupcakes?

6. Please close the _____ when you come in.

Name _____

demand: If you demand that someone do something, you ask forcefully or strongly.

emergency: An emergency is something unexpected that you need to take care of right away.

A. Match each sentence to the picture that it tells about.

1. The coaches demand that their team works hard.

a.



2. We learned what to do in case of an emergency.

b.



B. Complete each sentence. Use a word from the box.

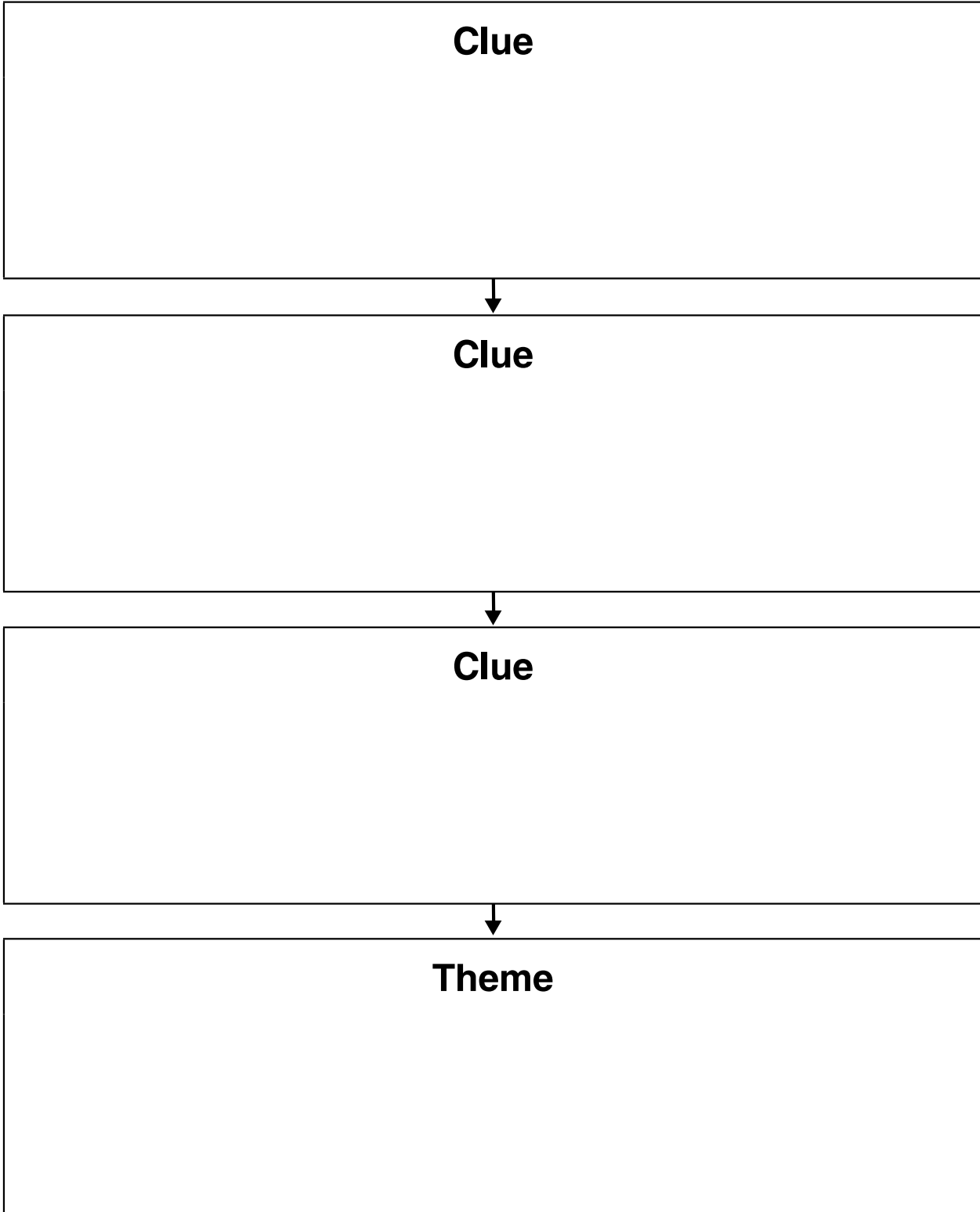
demand emergency

3. I _____ that you listen to me!


4. You can use a flashlight in an _____.

Name _____

Fill in the Theme Chart. Use words from the story.




Working Together




Raccoon was building a tree house.
“This is the best tree house ever,”
he said. “But it’s a lot of work. It
is hard to do alone.”

①




The pals drank cool water.
Soon, the tree house was done.
“I couldn’t have done it without
my new pals!” said Raccoon.

④



Just then, Moose came by. "I can help you," he said. "I even have my tools. We can work together."

②



Next, Goose flew by. "What a great tree house!" she said. "I can help. I will get cool water for you to drink."

③

Name _____


A. Reread “Working Together.”

Match each clue to the picture it tells about.


1. Raccoon needs help.



2. Moose has tools.



3. Goose will get cool water.



4. What is the theme of the story? Use the clues to help you.

B. Work with a partner. Read the passage aloud. Pay attention to expression. Stop after one minute. Fill out the chart.

	Words Read	–	Number of Errors	=	Words Correct Score
First Read		–		=	
Second Read		–		=	

Name _____

Synonyms are words with the same or almost the same meaning.

Some synonyms for **happy** are **glad** and **joyful**.

A. Circle the two words that have the same or almost the same meaning.

1. sparkle glow funny

2. shout found yell

3. busy build make

4. angry happy mad

5. none cold chilly

6. twirl spin grab

B. Write a sentence using a word you circled above.

7. _____

Name _____

Read the word. Circle the letters that make the sound you hear at the end of too.
Then circle the picture that the word names.

1. roof



2. flute



3. screw



4. fruit



5. soup



Name _____

A **suffix** is a word part you can add to the end of a word to change its meaning.

The suffix **-ful** means **full** or **full of**.

The word **helpful** means **full of help**.

The suffix **-less** means **without**.

The word **helpless** means **without help**.



Circle the suffix in each word.

1. useless

2. joyful

3. fearless

4. painless

5. hopeful

6. useful

7. senseless

8. fearful

9. painful

10. pointless

Name _____

A **caption** tells more about a photograph or picture.

A. Look at the picture. Read the caption. Answer the questions.




The Bakers clean up Green Park.

1. Who are the people in the picture?

2. Where are the people?

B. Look at the picture. Read the caption. Answer the questions.



Jane Tate told the class about taking care of trees.

3. Who is the woman in the picture?

4. What is she doing?

Name _____

A. Reread “Working Together.” Think about how the author used clues to help readers figure out the theme of the story. Fill in the clues that tell about the theme.

1. On page 1, the author used this clue to show that Raccoon needs help.

2. On page 2, the author used this clue to show that Moose is helping.

3. On page 3, the author used this clue to tell that Goose is helping.

4. On page 4, the author used this clue to tell that Raccoon is happy that his friends helped.

