


Name \_\_\_\_\_

The letters air together can make the sound you hear at the end of **chair**.



The letters are and ear can also make the same sound, as in **share** and **pear**.

**Circle the word that completes the sentence.**  
**Then write the word.**

1. My room is at the top of the \_\_\_\_\_.

\_\_\_\_\_

-----

stairs      stars

2. Ruth has long \_\_\_\_\_.

\_\_\_\_\_

-----

heat      hair

3. The noise might \_\_\_\_\_ you.

\_\_\_\_\_

-----

scarf      scare

4. I think I will \_\_\_\_\_ a big coat today.

\_\_\_\_\_

-----

wrote      wear

Name \_\_\_\_\_

**Complete each sentence. Use one of the words in the box.**

favorite    few    gone    surprise    wonder    young

\_\_\_\_\_

-----

1. I like grapes, but pears are my \_\_\_\_\_ food.

\_\_\_\_\_

-----

2. Spot is a very \_\_\_\_\_ puppy.

\_\_\_\_\_

-----

3. It will be fun to \_\_\_\_\_ Mom when she comes home.

\_\_\_\_\_

-----

4. There are only a \_\_\_\_\_ books on my shelf.

\_\_\_\_\_

-----

5. I \_\_\_\_\_ what time Dad's plane will land.

6. Mom made cupcakes, but now they are all

\_\_\_\_\_

-----

\_\_\_\_\_.



Name \_\_\_\_\_

**nation:** A nation is a group of people living in one country.

**unite:** To unite is to join together.

**A. Write unite or nation to finish each sentence. Circle the picture that best matches the sentence.**


1. This is the flag for our \_\_\_\_\_.



\_\_\_\_\_

-----

2. Our class will \_\_\_\_\_ with Mr. Tate's class to see the play.



**B. Match the word to its meaning.**

3. unite

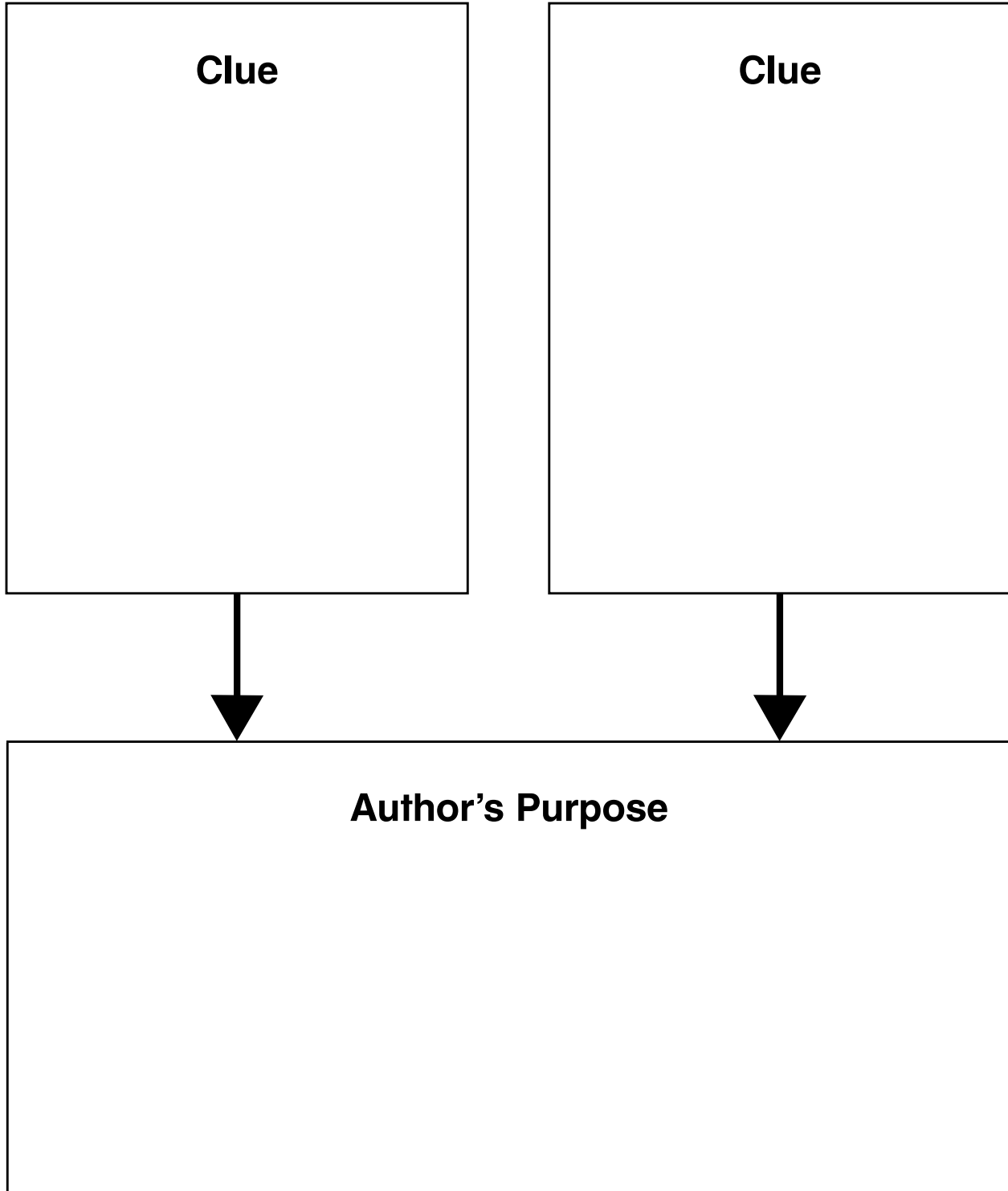
a. a group of people living in one country

4. nation

b. to join together


Name \_\_\_\_\_

**Fill in the Author's Purpose Chart. Use words from the story.**




Copyright © The McGraw-Hill Companies, Inc.

# Favorite Days




Do you have a favorite day of the year? There are many special days. We celebrate each in special ways.

①



Birthdays are favorite days to share, too. Many young children have parties and wear a hat. What is your favorite day?

④



New Year's Day is the first day of the year. Some families stay home and play games together. They wonder what the new year will be like.

②



Mother's Day is in May. Father's Day is in June. Children take care to do something special for their moms and dads.

③

Name \_\_\_\_\_

**A. Read the sentences from “Favorite Days.”  
Fill in the circle next to the correct answer.**

1. New Year's Day is the first day of the year.  
The author's purpose is to
- tell how children love to play games.
- tell about New Year's Day.
2. Father's Day is in June. The author's purpose is to
- tell about Father's Day.
- tell how to make a Father's Day card.

**B. Why did the author write “Favorite Days”? Write a sentence.**

\_\_\_\_\_

-----

3. \_\_\_\_\_

**C. Work with a partner. Read the passage aloud.  
Pay attention to phrasing. Stop after one minute.  
Fill out the chart.**

	Words Read	–	Number of Errors	=	Words Correct Score
First Read		–		=	
Second Read		–		=	

Name \_\_\_\_\_

Writers can use **metaphors** to help readers picture details. A metaphor compares one thing to another.

The snow is a big white blanket.

Unlike a simile, a metaphor does not use like or as.

**A. Read each sentence. Look at the underlined words. Then circle the sentence that tells how the two things are alike.**

1. The rainbow is a box of crayons spilled from the clouds.

Both have lots of colors.      Both are in a box.

2. The cloud is cotton candy floating by.

Both are in the sky.      Both are fluffy.

3. The oven is a dragon that breathes fire.

Both have heat inside.      Both are very soft.

**B. Circle the word that best completes the sentence. Write the word on the line.**

\_\_\_\_\_

-----

4. Thunder is a \_\_\_\_\_.

bell

whistle


drum




Name \_\_\_\_\_

Read the word. Circle the letters that make the sound you hear at the end of chair. Circle the picture that the word names.



1. pear




2. hair



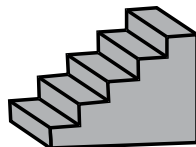
3. square



4. bear



5. stairs



Name \_\_\_\_\_

Some words have more than one syllable.

When a word has a vowel followed by r,  
the vowel and r stay in the same syllable.

turtle = **tur** / tle

circus = **cir** / cus

target = **tar** / get

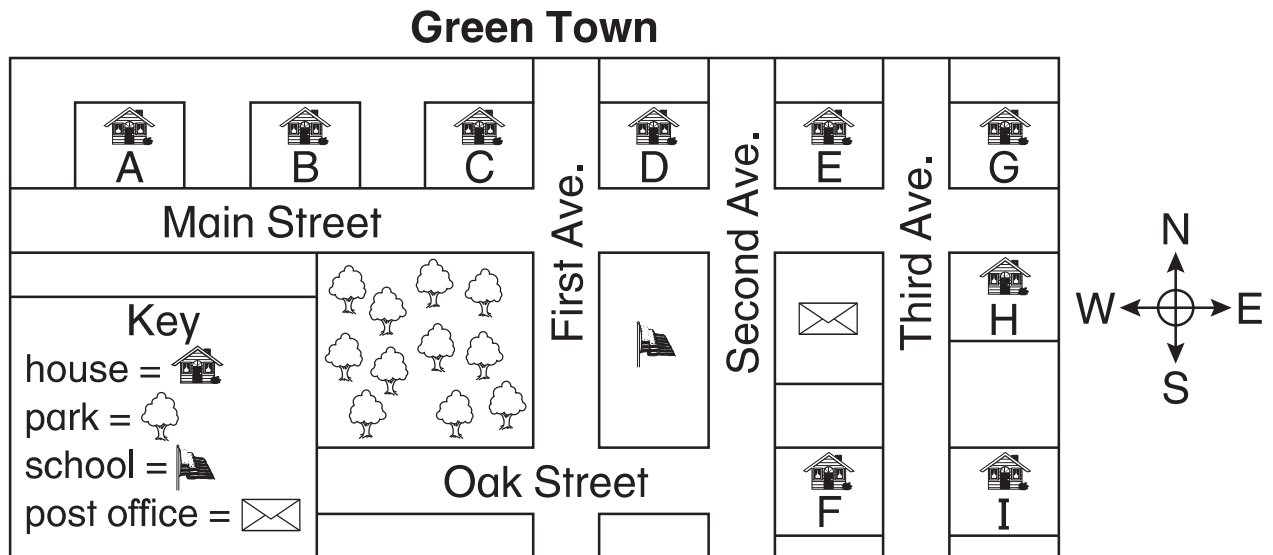
story = **stor** / y

**Read the words. Make a check mark ✓ next to the word that has a vowel followed by r.**

**Draw a line between the syllables in that word.**

- |                   |              |
|-------------------|--------------|
| _____             | _____        |
| -----             | -----        |
| 1. _____ turkey   | _____ rocky  |
| _____             | _____        |
| -----             | -----        |
| 2. _____ rabbit   | _____ market |
| _____             | _____        |
| -----             | -----        |
| 3. _____ perfect  | _____ pencil |
| _____             | _____        |
| -----             | -----        |
| 4. _____ frozen   | _____ forty  |
| _____             | _____        |
| -----             | -----        |
| 5. _____ thirteen | _____ ticket |

Name \_\_\_\_\_

**Look at the map. Then answer the questions.**

1. How many houses are in Green Town? \_\_\_\_\_

2. How many schools are in Green Town? \_\_\_\_\_

3. If you lived in house A, what street would you walk on to get to the park?

\_\_\_\_\_

-----

\_\_\_\_\_

4. If you lived in house H, what street would you cross to get to the post office?

\_\_\_\_\_

-----

\_\_\_\_\_

Name \_\_\_\_\_

**A. Reread “Favorite Days.” Think about why the author wrote the story. Use the words and the pictures to complete the sentences.**

**1.** The author’s purpose on page 1 is

\_\_\_\_\_  
-----  
\_\_\_\_\_

**2.** The author’s purpose on page 2 is

\_\_\_\_\_  
-----  
\_\_\_\_\_

**3.** The author’s purpose on page 3 is

\_\_\_\_\_  
-----  
\_\_\_\_\_

**4.** The author’s purpose on page 4 is

\_\_\_\_\_  
-----  
\_\_\_\_\_

**B. Why is it important for readers to know the author’s purpose?**

\_\_\_\_\_  
-----  
\_\_\_\_\_