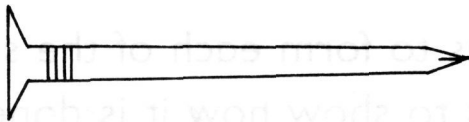



# EXERCISE 56

1. Draw a shorter nail.



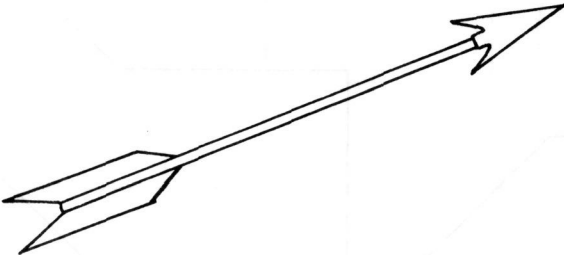
2. Draw a longer pencil.



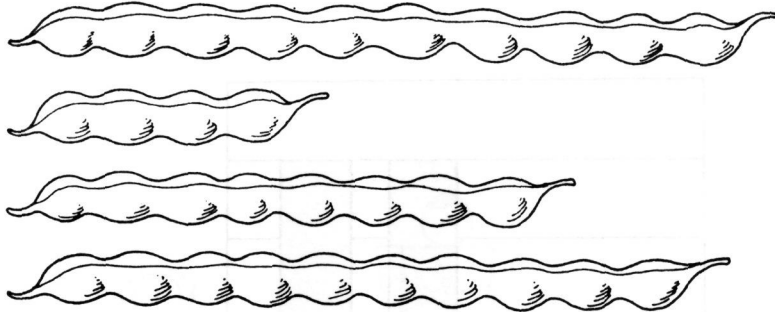
3. Draw a taller tree.



4. Draw a shorter arrow.



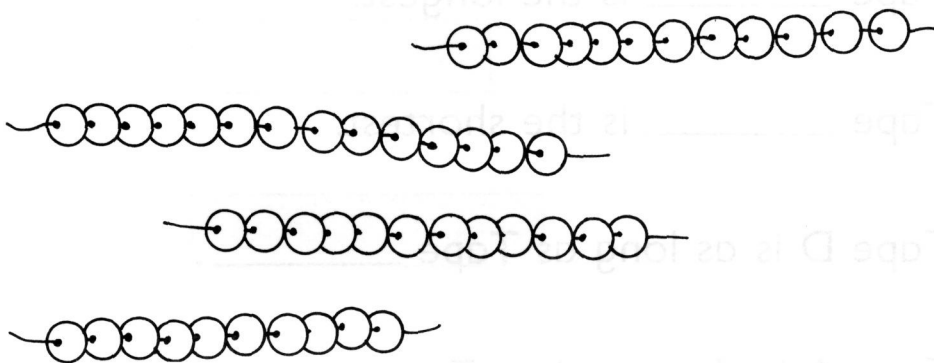
5. Color the longest bean.



6. Color the tallest animal.

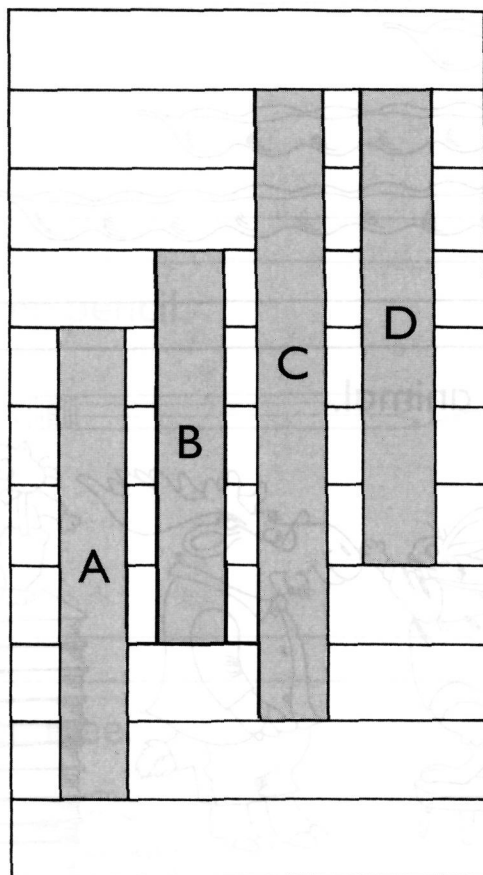


7. Color the shortest string of beads.



## EXERCISE 57




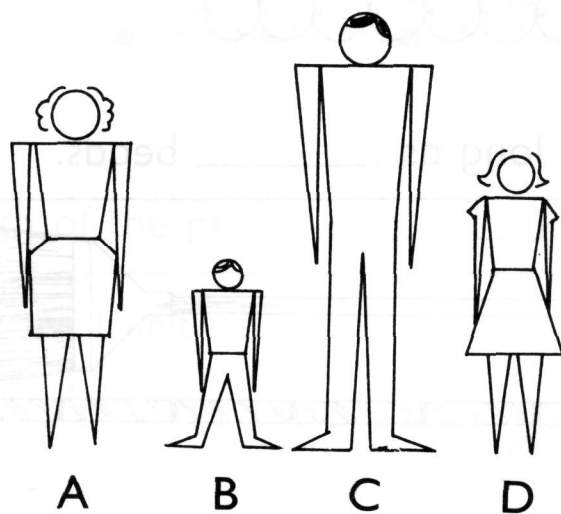
1. Fill in the blanks.



- (a) Tape \_\_\_\_\_ is the longest.
- (b) Tape \_\_\_\_\_ is the shortest.
- (c) Tape D is as long as Tape \_\_\_\_\_.
- (d) Tape A is shorter than Tape \_\_\_\_\_.

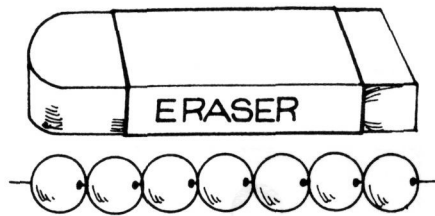
2. The paper tapes below measure the heights of the figures.

Write the letter of each figure on the correct paper tape.

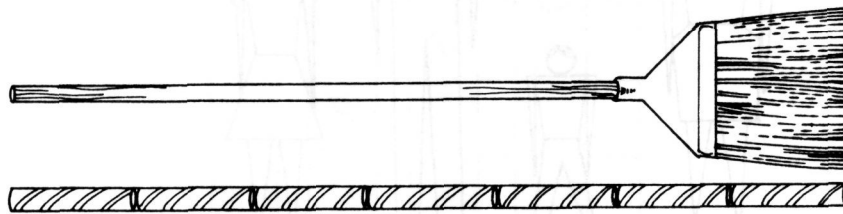


## EXERCISE 58

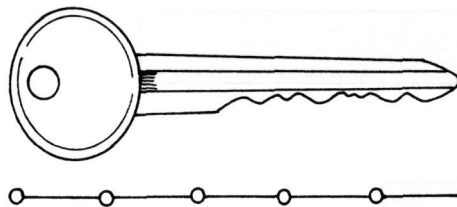
1. Fill in the blanks.



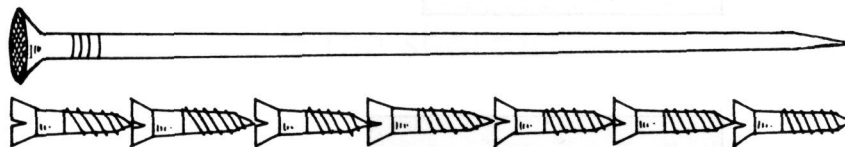
The eraser is as long as \_\_\_\_\_ beads.



The broom is as long as \_\_\_\_\_ straws.



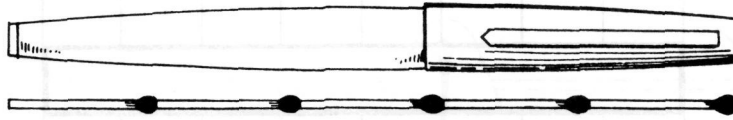
The key is as long as \_\_\_\_\_ pins.



The nail is as long as \_\_\_\_\_ screws.

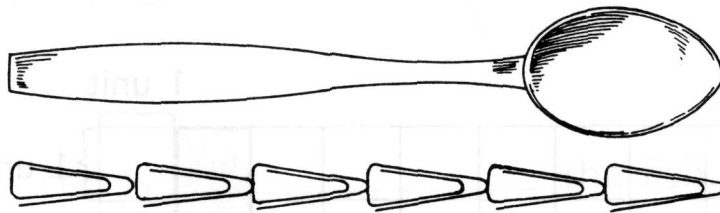
2. Fill in the blanks.

Use  as 1 unit.



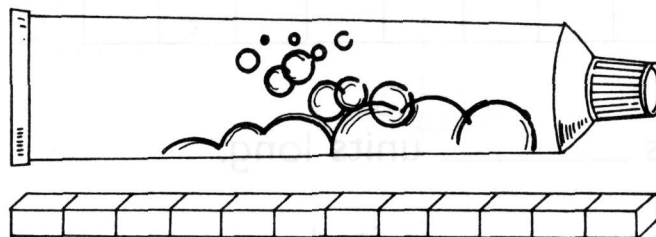
The length of the pen is \_\_\_\_\_ units.

Use  as 1 unit.




The length of the spoon is \_\_\_\_\_ units.

Use  as 1 unit.

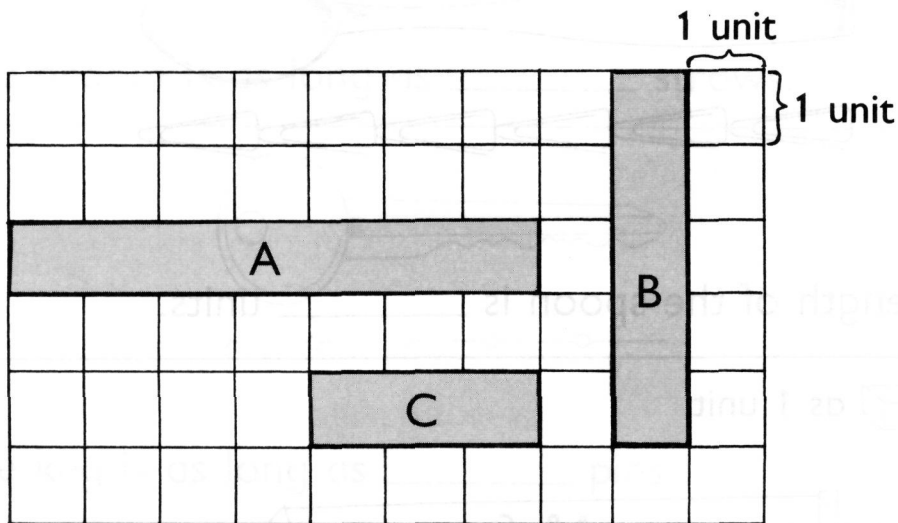


The length of the tube is \_\_\_\_\_ units.

3. Color the tape which is 8 units long.



4.



(a) Tape A is \_\_\_\_\_ units long.

(b) Tape B is \_\_\_\_\_ units long.

(c) Tape C is \_\_\_\_\_ units long.