

Unit 3

sm sn sp sw st

A Write and say.

s + m =

ite



s + n =

ake



B Circle, write, and say.

1.



sm oke
sn

2.



sm ake
sn

3.



sm ile
sn

4.



sm ow
sn

C Read and circle.

1.



I like to play in the smoke.
snow.

2.



Can you see the snake?
smoke?

3.



Is that your snake?
smile?

4.



I like your smile.
snow.



A Write and say.

s + p =

oon



s + w =

ing



B Say and check.

1.



2.



3.



4.


☐ spoon

☐ spot

☐ smoke

☐ spot

☐ swim

☐ snow

☐ spoon

☐ spoon

☐ smile

☐ swing

☐ swim

☐ snake

C Read, write, and say.

1. She can play on the .

2. There is a on the blanket.

3. A is on the plate.

4. He can in the lake.



sm sn sp sw st

A Write and say.

s + t =

op



B Match, write, and say.

1.



•

•

amp

2.



•

•

fa

3.



•

•

op

4.



•

•

te

C Circle and say.



1. oblastoptrechb






2. brdaomtestrcke

3. cesstamphsuble

4. laswopakesfast



A Match, write, and say.

1.		• sm •	• ow	<div style="border: 1px solid black; height: 20px; width: 100%;"></div>
2.		• sp •	• ing	<div style="border: 1px solid black; height: 20px; width: 100%;"></div>
3.		• st •	• ile	<div style="border: 1px solid black; height: 20px; width: 100%;"></div>
4.		• sw •	• amp	<div style="border: 1px solid black; height: 20px; width: 100%;"></div>
5.		• sn •	• oon	<div style="border: 1px solid black; height: 20px; width: 100%;"></div>
6.			• op	<div style="border: 1px solid black; height: 20px; width: 100%;"></div>

B Read and number.

1. She takes a test.



2. I can see the smoke.



3. They drive fast.



4. There is a spot on the rag.



5. He swims on Saturday.



6. We don't want a snake.

