




WILL YOU HELP SOPHIE ANSWER THESE?

Directions: Look at the top row of pictures. These pictures are alike in a certain way. Then, look at the pictures that are on the bottom row. Which picture that is in the bottom row would go best with the pictures that are in the top row?

Example (read this to your child): Let's look at the top row of pictures. We see a book, a microwave oven, and an umbrella. Let's come up with a "rule" to describe how they each are alike. Let's look at them carefully. The book is open. The microwave is open. The umbrella is open. Let's look at the bottom row. We need to find the answer on the bottom that follows the same rule. We see a door, a box, an envelope, and eyes. Which one of these goes best with the pictures in the top row? The eyes! The door, the box, and the envelope are closed. The eyes are open.

Parent note: As with the analogies questions, when your child finds answer choices that do not follow the "rule," (s)he should eliminate them. If your child finds that more than one choice follows the rule, then (s)he should try to come up with a rule that is more specific.

1.



2.






3.




4.



5.



6.



7.



8.



9.



10.



11.




12.



13.




14.



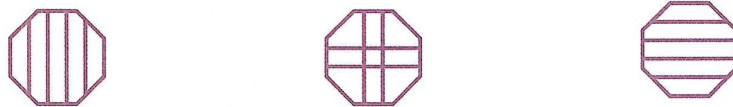


Freddie needs more help - this time using shapes.
Which picture on the bottom row goes best with the pictures in the top row?

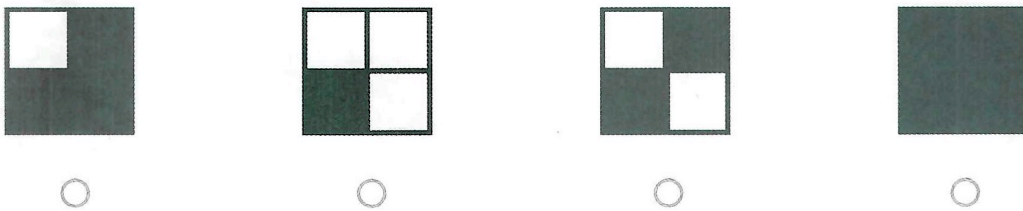

1.



2.




3.



4.





5.




6.



7.



8.






LET'S HELP ANYA AND ALEX ANSWER THESE QUESTIONS.

Directions: Listen to the question and then choose your answer.

Parent Note: These exercises are similar to those on the Sentence Completion section of the COGAT®. Try to read each question only one time to your child so that (s)he can practice listening skills.

1. Which one of these foods is juicy?



2. Which one should someone use while driving a car?



3. Which one of these would you not see at a bakery?



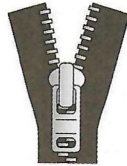
4. Which one of these would you board inside a subway station?



5. Which of these would not work at a beach?




6. Which one of these does not show something fastened together?



7. Which one of these balls would be used to score a goal?





8. Which one of these types of animals no longer exists?



9. Which one of these would be used to measure liquid?



10. If someone said that they could hear an animal howling, which animal would they be hearing?



11. Which one of these would be used to boil water?



12. Look at this picture at the beginning of the row. It is made of numbers, letters, and shapes. Next to the picture are the answer choices. Which one of the choices shows the number that is beside a triangle and below the letter "J"?

8	■	5	▲
R	2	●	▲
▲	J	K	B
M	3	▲	■

2

3

5

M

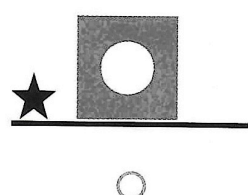
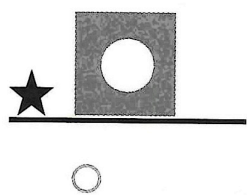

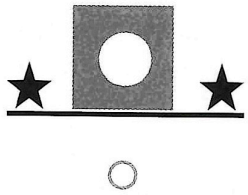
13. Look at this picture at the beginning of the row. It shows an apple, a pizza, and a cookie. Which answer choice shows this: half of an apple, a pizza that is still whole, and half of a cookie?





14. Which picture shows this: Max is standing up between a bike and a tree? There are two birds are under the tree.







15. Which picture shows this: two stars at opposite ends of the line and a white circle inside a gray square in the middle?



16. Sophie read a book about an animal that cannot breathe under the water and it cannot fly. Which animal was Sophie's book about?






17. Max's 2 favorite foods are something that's caught from a boat and something that is picked from a tree. Which picture shows Max's 2 favorite foods?



18. To finish a project, Anya needs something to write with and something else to cut with. Which picture shows what Anya needs?



19. Which choice shows 1 living thing and 1 non-living thing?



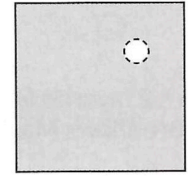
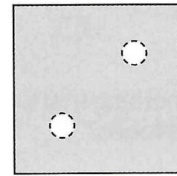
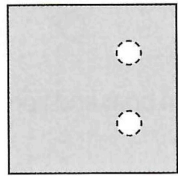
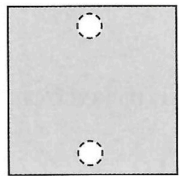

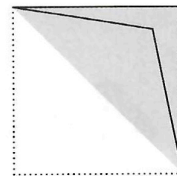
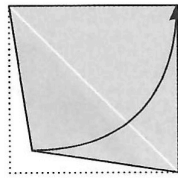
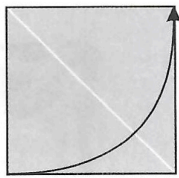


LET'S GIVE SOPHIE A HAND!

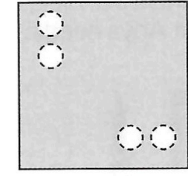
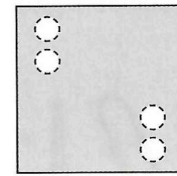
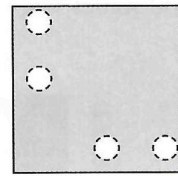
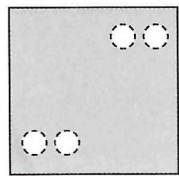
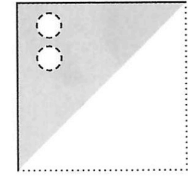
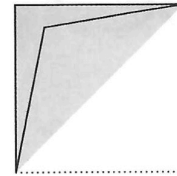
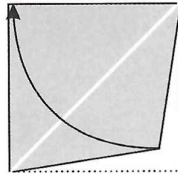
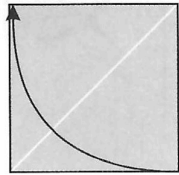
Directions: Look at the top row of pictures. These show a sheet of paper, how it was folded, and how holes were made in the folded sheet of paper. Look at these pictures that are on the bottom row. Which picture shows how the paper would look after the paper is unfolded?

Parent note: As you go through the exercises, make sure your child pays attention to: how many times the paper is folded and the direction the shapes are pointing. The scissors on p.34 simply show where the paper was cut.

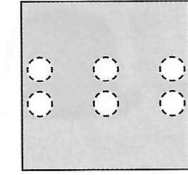
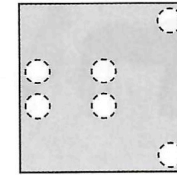
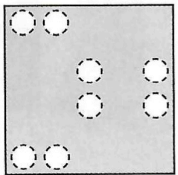
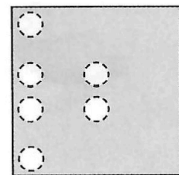
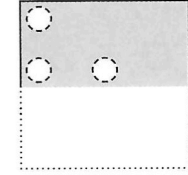
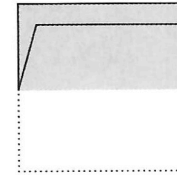
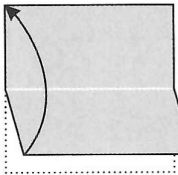
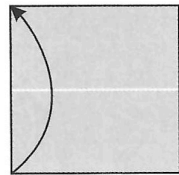
1.



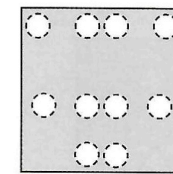
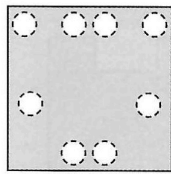
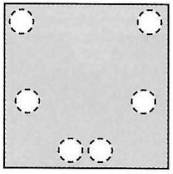
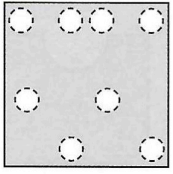
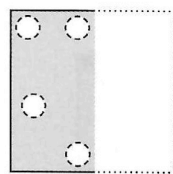
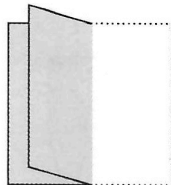
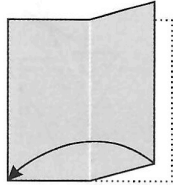
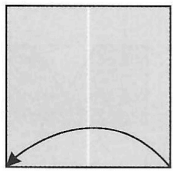
2.



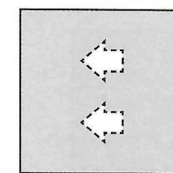
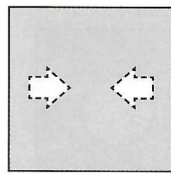
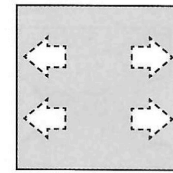
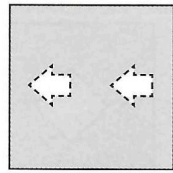
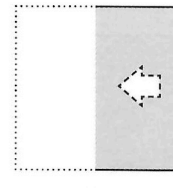
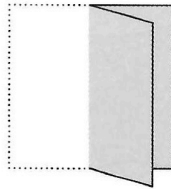
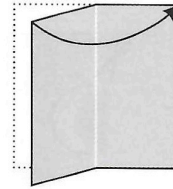
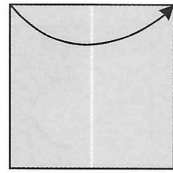
3.



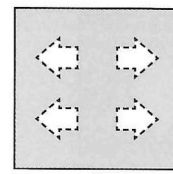
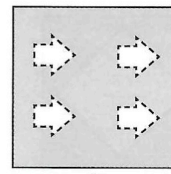
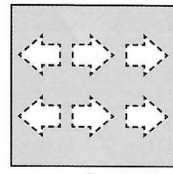
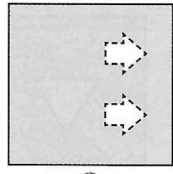
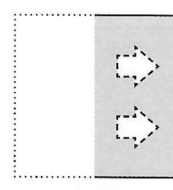
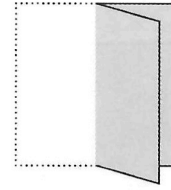
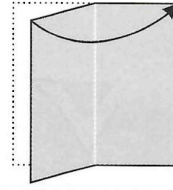
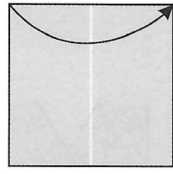
4.



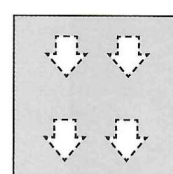
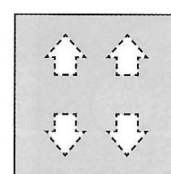
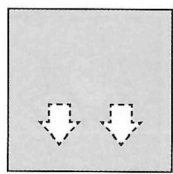
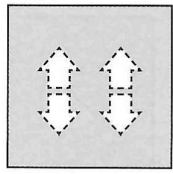
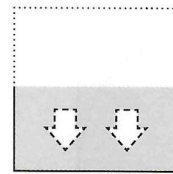
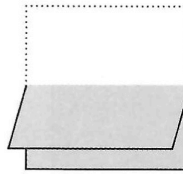
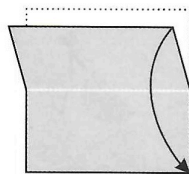
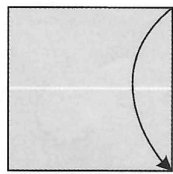
5.



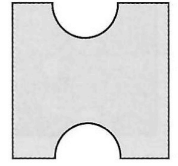
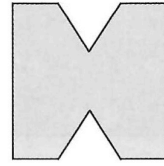

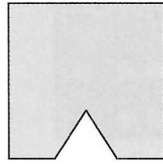
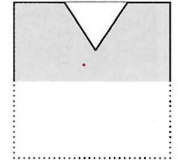
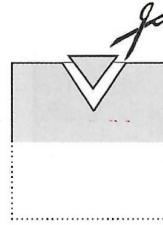
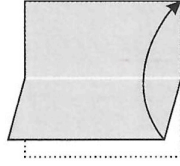
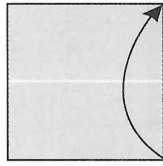
6.



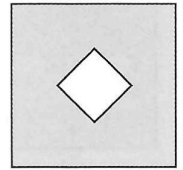
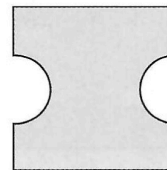
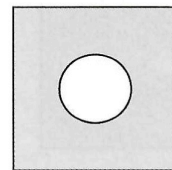
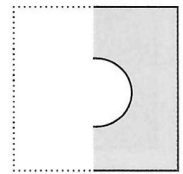
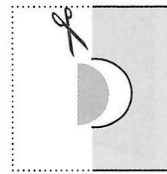
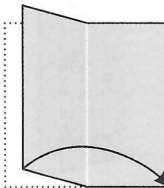
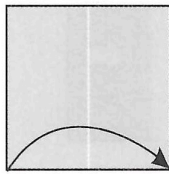
7.



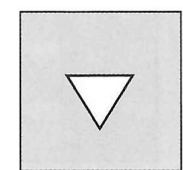
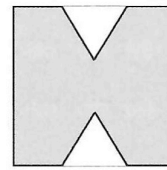
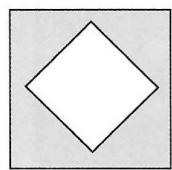

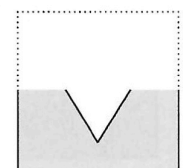
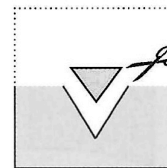
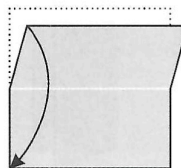
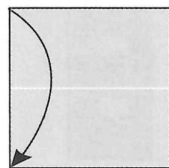
8.



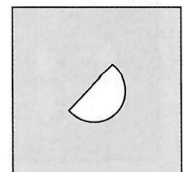
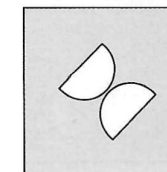
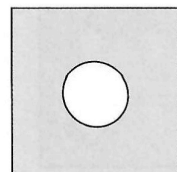
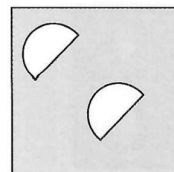
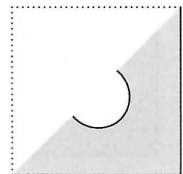

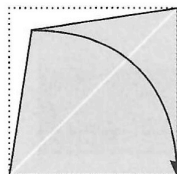
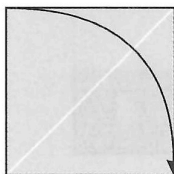
9.



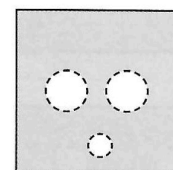
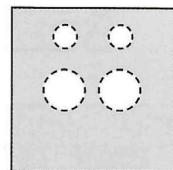
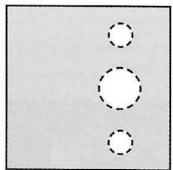
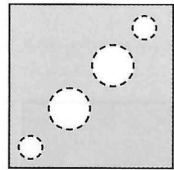
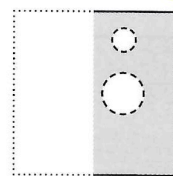
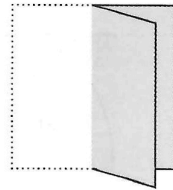
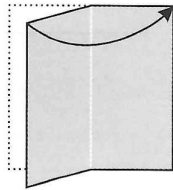
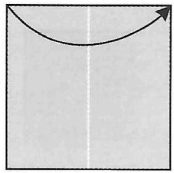
10.



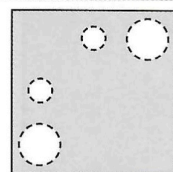
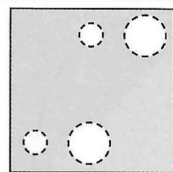
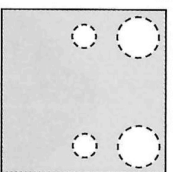
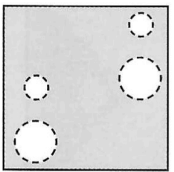
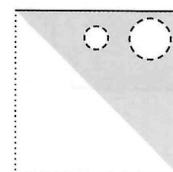
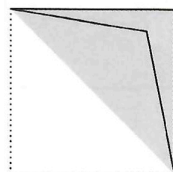
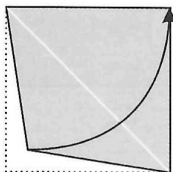
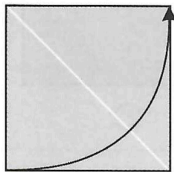
11.




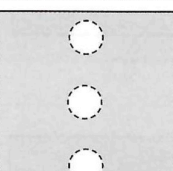

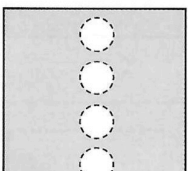
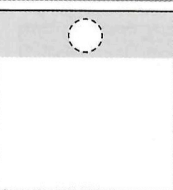

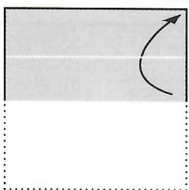
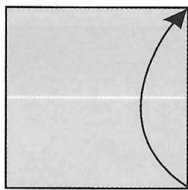
12.



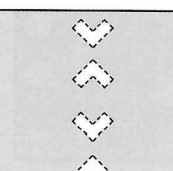
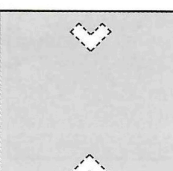
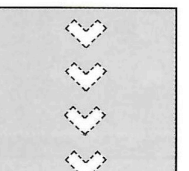
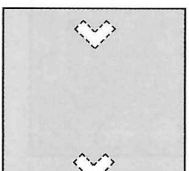


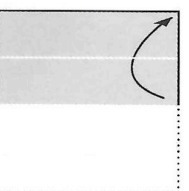
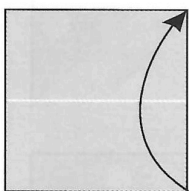
13.



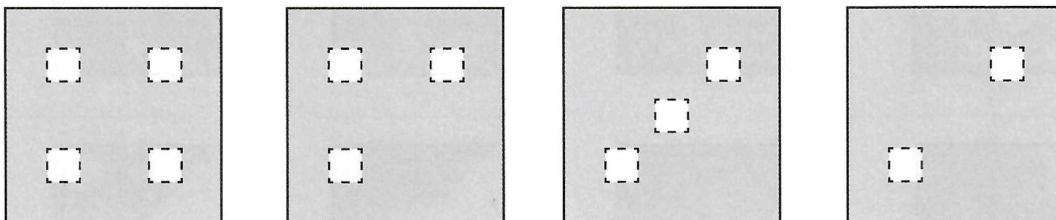
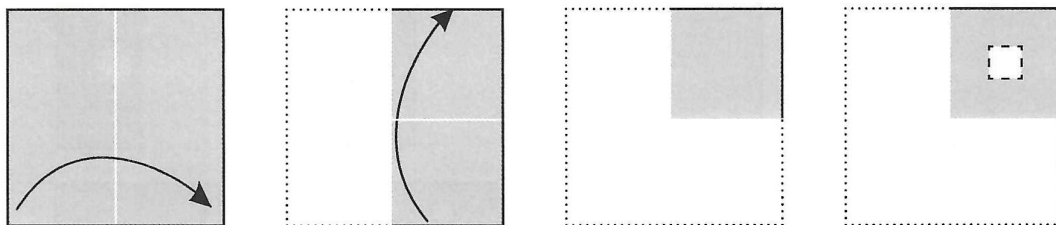
14.



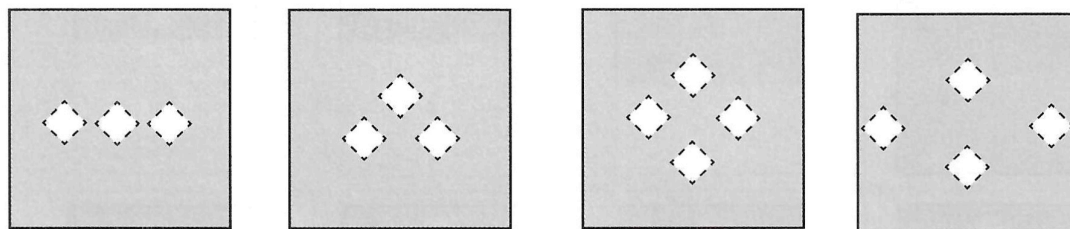
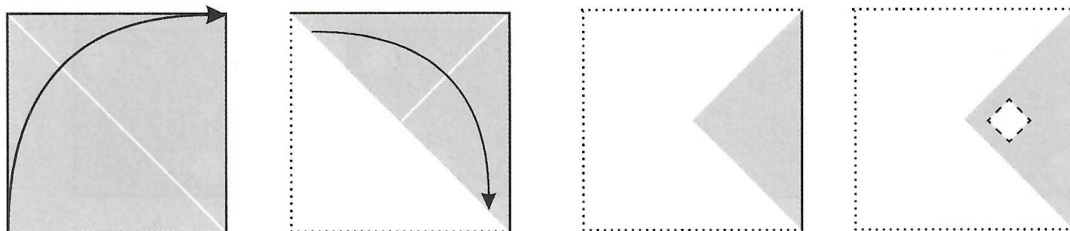
15.



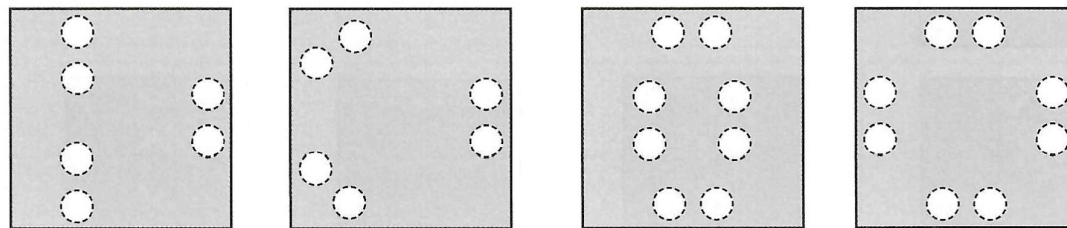
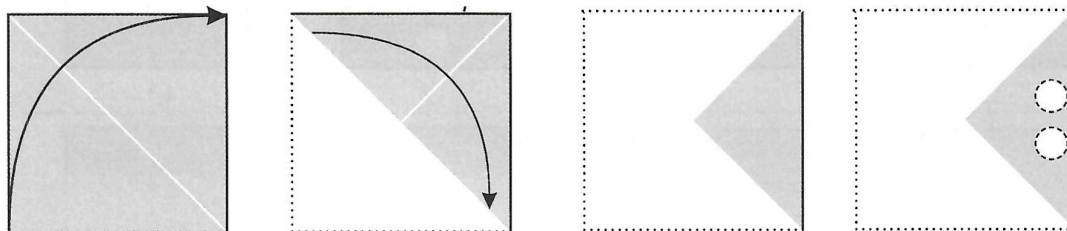
16.



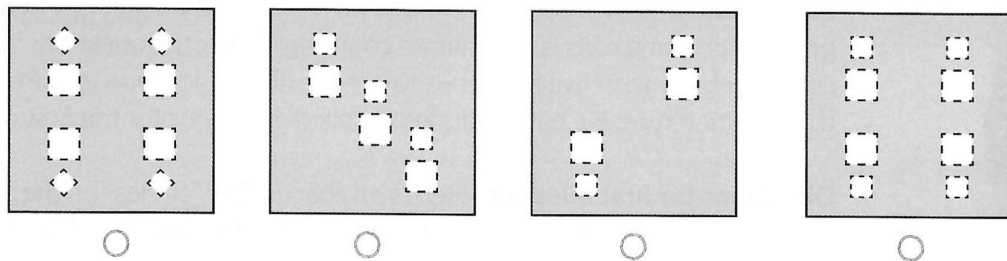
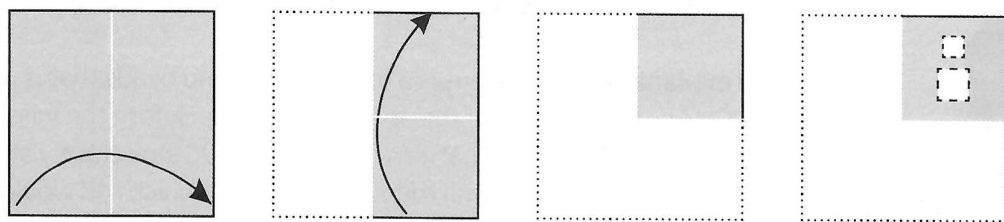
17.



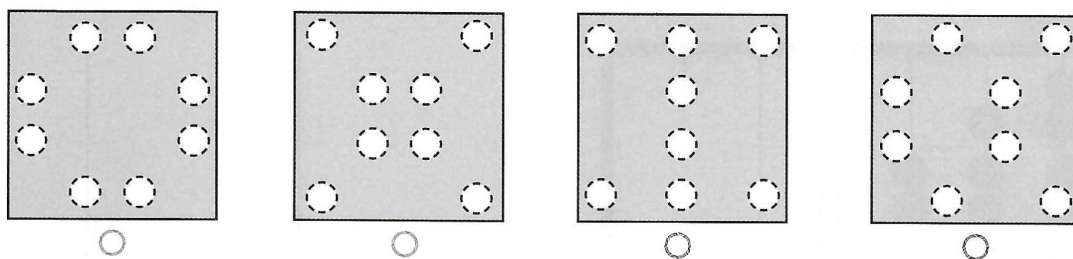
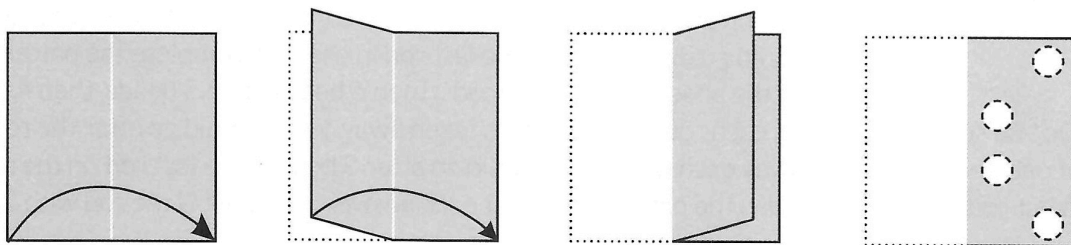
18.



19.



20.



21.

